

EVALUATION OF SULFONYL-UREA HERBICIDES FOR USE IN FLAX AND LINSEED IN SOUTH-EAST SCOTLAND

D.H.K. Davies

East of Scotland College of Agriculture, West Mains Road, Edinburgh
EH9 3JG

ABSTRACT

There is a lack of suitable herbicide recommendations for use in flax and linseed. Trials in south-east Scotland in 1985 indicated that sulfonyl-urea herbicides have some potential for use in these crops. Further trials undertaken in 1986 showed that metsulfuron-methyl/thiameturon-methyl was more likely to cause early stunting of linseed and flax than metsulfuron-methyl alone. Treatments applied when the crop was 30 mm high were more likely to delay crop maturation than treatments when the crop was 150 mm high. However, later treatments did not generally give as good a yield of flax straw or linseed in comparison with earlier treatments. There is little evidence of a rate response in crop yields. Earlier treatments also gave better weed control. It is suggested that the sulfonyl-urea herbicides warrant further evaluation for use in these crops.

INTRODUCTION

The possible renaissance of the flax (*Linum usitatissimum*) growing industry in Scotland, and the lack of suitable herbicide recommendations stimulated research into herbicide use in this crop in south-east Scotland (Davies & Richards, 1984). There has also been an interest in growing the closely related linseed as an oilseed break crop in the same area.

This paper describes trials undertaken at Bush, Midlothian, and Eastfield, Angus in flax in 1985, and in flax and linseed in 1986 at Bush to examine the potential of sulfonyl-urea based cereal herbicides, manufactured by Du Pont (UK) Limited, for weed control in these two crops. Comparison is made with two commonly used herbicide treatments. Results for metsulfuron-methyl/chlorsulfuron ('Finesse', 20% w.g.) are not included in the paper, as it is unlikely to be recommended for spring use, but they are available elsewhere (Davies, 1986; 1987).

MATERIALS AND METHODS

Treatments (see Tables for rates) were applied to flax cv Regina at Bush and cv Herra at Eastfield, and to linseed cv Antares at Bush, by Van der Weij pressurised knapsack sprayer calibrated to deliver 200 l/ha volume through Teejet 8003 nozzles at 210 kPa. Plots were 2 m x 6m and randomised within three replicate blocks.

1985 Trials

Metsulfuron-methyl ('Ally', 20% w.d.g.) treatments were applied at normal and twice normal rates recommended when the crop was 30 mm high at Bush on 30 May, and at normal, half and twice normal rate when the crop was 150 mm high on 16 June at Eastfield. Metsulfuron-methyl/thiameturon-methyl (DPX R9490, 75% w.d.g.) was also applied at 45 g a.i./ha at Eastfield. A standard pre-emergence tank-mix of 840 g a.i./ha

trifluralin ('Treflan', 48% wt/vol EC) + 750 g a.i./ha linuron ('Liquid Linuron', 13.3% wt/vol EC), was used for comparison at Bush, applied pre-emergence on 26 March.

1986 Trials

Treatments at normal and three times normal rates for use in cereals were applied on 29 May (PT1) and 26 June (PT2), equivalent to 30 mm and 150 mm crop height of flax and linseed. Comparison was made between metsulfuron-methyl and metsulfuron-methyl/thiameturon-methyl ('Harmony M', 75% w.d.g.). Further comparison was made with two tank-mix treatments currently used in these crops, trifluralin + linuron, applied pre-emergence on 25 April, and 290 g a.i./ha clopyralid/bromoxynil ('Vulcan', 29% wt/vol EC) + 960 g a.i./ha bentazone ('Basagran', 48% wt/vol a.c.) applied at PT1 and 2.

The flax crops were desiccated with glyphosate ('Roundup'; 48% wt/vol aq.c.) on 1 August 1985 at Bush and 9 August at Eastfield, and flax and linseed in 1986 were desiccated with diquat ('Reglone'; 20% wt/vol a.c.) on 18 September. Flax was pulled from 4 x 0.5 m row lengths on 20 August 1985 and 3 November 1986, and dried for 24 hours at 100°C to assess straw dry weight. Linseed was pulled from 4 x 0.5 m row lengths on 31 October 1986 and seed pod production and seed number/10 pods were assessed. The number of seed pods/m² shed onto ground was assessed by 4 x 0.25 m² quadrat counts. Linseed yield was calculated from total seed pod production/m², including harvested yield plus shedding, assessments and mean number of seeds/pods.

RESULTS

Crop tolerance, 1985 trials

There was no significant difference in straw length between treatments at harvest at Bush (Table 1). There was some indication of dry straw yield reduction from 12 g a.i./ha metsulfuron-methyl at Bush but this was not statistically significant. Crop height was not evaluated because of lodging at Eastfield, but the sulfonyl-urea treatments all improved dry straw yield over the untreated at this weedy site (Table 1).

Crop tolerance, 1986 trial

There were no significant early effects on the crop by any treatment. Crop height was assessed on 17 July (Table 2). Metsulfuron-methyl/thiameturon-methyl at 169 g a.i./ha at both timings significantly stunted linseed, and at the later timing (PT2), stunted flax.

Crop maturation or senescence was assessed on 27 August (Table 2). Metsulfuron-methyl at 18 g a.i./ha at PT1, with thiameturon-methyl at both rates at either timing, and clopyralid/ioxynil + bentazone applied at PT1 all significantly delayed maturation of linseed. Metsulfuron-methyl at 18 g a.i./ha, and, in particular, metsulfuron-methyl/thiameturon-methyl at both rates, when applied at PT1, delayed maturation of flax; PT2 treatments did not delay maturation.

TABLE 1

Effect of herbicide treatment on flax straw length at harvest and dry straw yield; 1985; Bush cv Regina, Eastfield cv Herra).

Treatment	Rate (g a.i./ha)	Bush		Eastfield
		Straw length (mm)	Dry straw yield (t/ha)	Dry straw yield (t/ha)
trifluralin + linuron	840 + 705	724	5.6	-
metsulfuron-methyl	3	-	-	8.1
metsulfuron-methyl	6	719	6.2	6.3
metsulfuron-methyl	12	678	5.1	7.7
metsulfuron-methyl /thiameturon-methyl	45	-	-	6.7
Untreated		686	6.5	5.1
SED		26.2	0.91	0.70

No treatment significantly reduced flax straw length compared with the untreated control (Table 2). Straw length, however, was reduced by most of the later treatments (PT2) compared with the PT1 treatments. The PT2 treatments also tended to reduce dry straw yield, with metsulfuron-methyl/thiameturon-methyl and clopyralid/ioxynil + bentazone reducing yield significantly. The only treatment to give a significant yield improvement was 6 g a.i./ha metsulfuron-methyl applied at PT1.

Later treatments (PT2) tended to reduce the number of seed pods produced and the number of seeds per pod (Table 2). Metsulfuron-methyl/thiameturon-methyl applied at 169 g a.i./ha at PT2 significantly reduced the number of seeds per pod. This was reflected in grain yield. Grain yield was significantly higher following early post-emergence herbicide treatment (PT1), with the exception of the lowest rate of metsulfuron-methyl at PT1 and the pre-emergence treatment, which were less effective at controlling weeds. Late post-emergence treatments (PT2) did not increase grain yields significantly compared with the untreated control.

Weed control, 1985 and 1986 trials

Table 3 lists the predominant weed species found in the 1985 flax and 1986 linseed trials, and their ground cover in response to the herbicide treatments. A similar level and response in weed cover was evident in the adjoining 1986 flax trial.

The later post-emergence application (PT1) of the sulfonyl-urea herbicides did not give good control of the important weed Polygonum aviculare. In general, the earlier application of the sulfonyl-urea herbicides gave best control of weeds. The treatments currently used tank mixes of trifluralin + linuron, and clopyralid/ioxynil + bentazone, gave much poorer control of Galeopsis tetrahit and P. aviculare than

the sulfonyl-ureas at PT1.

DISCUSSION

The results from the 1985 trials indicated that the sulfonyl-urea herbicides metsulfuron-methyl and metsulfuron-methyl/thiameturon-methyl showed promise as herbicides for use in flax, with little or no damage to the crop from use of twice the rate recommended for use in cereals, and with promising activity on weeds difficult to control in flax such as G. tetrahit and P. aviculare.

The trials in 1986 confirmed the earlier results of potential for use in flax, and also in the related crop, linseed. However, there is a stronger indication from these trials that earlier treatments at about 30 mm crop height, are safer to both crops than later treatments at about 150 mm crop height. There is no evidence of a yield response to a dose rate except from the highest rate tested (18 g a.i./ha) of metsulfuron-methyl applied to flax at 30 mm height and 169 g a.i./ha metsulfuron-methyl/thiameturon-methyl applied to linseed at 150 mm height although the yields were not significantly lower. Straw length and yield of flax and grain yield of linseed were improved by earlier removal of the weed competition by the sulfonyl-urea herbicides, as well as the standard clopyralid/ioxynil + bentazone mixture. Early check of the crops by, in particular, PT1 treatment with metsulfuron-methyl/thiameturon-methyl did not affect yields. Crop maturation in 1986, however, was generally delayed by the treatments and this may have been a factor towards the improved yield by prolonging the growing and seed filling period.

The sulfonyl-urea herbicides have a characteristic stunting effect on most broad-leaved species (Doig et al, 1983), which prevents competition with crops, or contamination of flax fibres with weed fibres or linseed with weed seed. The results show that early post-emergence treatments with sulfonyl-ureas were more effective on weed species present than the later treatments. They also gave better control of the important species present, P. aviculare and G. tetrahit, than the other treatments evaluated.

It is recommended that these sulfonyl-urea herbicides are evaluated further for use in these crops at early post-emergence growth stages, for both crop safety and weed control. The delay in crop maturation which may have improved yields, should also be evaluated further; in particular the effect on quality of flax fibre and linseed following crop desiccation where that is practised. Metsulfuron-methyl alone appeared more promising than metsulfuron-methyl/thiameturon-methyl because of the check by the latter combination on early crop growth, the increased delay in crop maturation, and the greater effect on yield when applied at later growth stages.

ACKNOWLEDGEMENTS

I wish to thank M.C. Richards and G. Wilson for assistance in the trials' work and M. Franklin, AFRUS, Edinburgh, for statistical help.

TABLE 2
Effect of herbicide treatment on flax and linseed crop height and maturation, flax straw and linseed yield;
Bush, 1986.

Timing and Treatment	Rate (g a.i./ha)	Crop height (mm)		Crop Maturation		Flax		Linseed		
		17 July	27 August	flax	linseed	Staw Length (mm)	Dry straw yield (t/ha)	Number seed pods/m ²	Number seeds/pod	Grain yield (t/ha)
<u>Pre-emergence</u>										
trifl + linuron	840 + 705	750	653	7.2	4.3	603	3.98	4219	7.5	2.92
<u>Early post-em (PT1)</u>										
metsulf	6	731	593	7.0	7.2	614	4.45	4685	8.0	3.22
metsulf	18	687	580	6.3	4.5	569	3.83	5433	8.1	3.82
metsulf/thiamet	56.3	700	567	6.2	3.8	616	3.18	5528	8.1	3.88
metsulf/thiamet	169	663	533	4.5	2.8	612	4.00	5628	8.4	3.76
clo/brom + bent	290 + 960	723	583	7.3	4.5	614	3.63	5336	8.1	3.80
<u>Late post-em (PT2)</u>										
metsulf	6	707	583	7.5	7.7	578	2.63	3517	7.8	2.44
metsulf	18	670	580	7.3	7.2	583	2.80	4010	7.9	2.86
metsulf/thiamet	56.3	643	557	7.5	5.5	540	2.62	4483	6.7	2.45
metsulf/thiamet	169	680	530	6.8	3.8	566	3.67	4133	5.4	1.70
clo/brom + bent	290 + 960	637	563	7.2	7.3	540	2.48	4350	7.6	2.73
untreated		707	583	7.4	7.9	582	3.23	3686	7.7	2.44
SED		29.1	16.0	0.38	1.33	23.2	0.404	659.8	0.73	0.538

Key: trifl = trifluralin; metsulf = metsulfuron-methyl; thiamet = thiameturon-methyl; clo/brom = clopyralid/bromoxynil; bent = bentazone.

Crop maturation score: 0 = green (immature); 10 = brown (senesced)

TABLE 3
Effect of herbicides on control of main weeds; 1985¹ in flax at Bush¹ and Eastfield¹, and in 1986 in linseed at Bush²

Treatment and Timing	Rate (g a.i./ha)	Bush ¹	Weed % ground cover						
			G. tetrahit		P. aviculare		Viola arvensis		
			Bush ¹	Eastfield ¹	Bush ²	Bush ¹	Bush ²	Eastfield ¹	Bush ²
<u>Pre-emergence</u>									
trifl + linuron	840 + 705	7.2	-	-	4.2	6.7	6.7	-	0.0
<u>Early post-em (PT1)</u>									
metsulf	6	0.0	-	-	0.0	4.3	1.1	-	0.0
metsulf	12	0.0	-	-	0.0	-	-	-	0.0
metsulf	18	-	-	-	-	2.8	0.0	-	0.0
metsulf/thiamet	56.3	-	-	-	0.0	-	0.0	-	0.0
metsulf/thiamet	169	-	-	-	0.0	-	0.0	-	0.0
clo/brom + bent	290 + 960	-	-	-	2.0	-	1.0	-	1.7
<u>Late post-em (PT2)</u>									
metsulf	3	-	-	17.3	-	-	-	7.7	-
metsulf	6	-	-	12.0	4.7	-	4.3	-	0.7
metsulf	12	-	-	12.0	-	-	-	3.3	-
metsulf	18	-	-	-	2.7	-	4.3	-	0.7
metsulf/thiamet	45	-	-	7.7	-	-	-	4.0	-
metsulf/thiamet	56.3	-	-	-	3.3	-	6.3	-	1.7
metsulf/thiamet	169	-	-	-	3.7	-	5.0	-	1.0
clo/brom + bent	290 + 960	-	-	-	2.7	-	1.0	-	3.7
untreated		5.3	-	38.7	6.7	7.0	8.2	22.7	3.3
SED		2.52	-	4.73	1.84	3.74	1.77	5.32	0.78

Key: trifl = trifluralin; metsulf = metsulfuron-methyl; thiamet = thiameturon-methyl; clo/brom = clopyralid/bromoxnil; bent = bentazone.

REFERENCES

- Davies, D.H.K., Richards, M.C. (1984) Trials with herbicides in flax (Linum usitatissimum). Proceedings of Crop Protection in Northern Britain 1984, 234-239.
- Davies, D.H.K., Richards, M.C. (1986) Evaluation of sulfonyl-urea herbicides for weed control in flax (Linum usitatissimum). Tests of Agrochemicals and Cultivars 7 Annals of Applied Biology, 8, 86-87.
- Davies, D.H.K. (1987) Weed Control in flax and linseed in 1986. Proceedings Crop Protection in Northern Britain 1987, 261-266.
- Doig, R.I., Carraro, G.A., McKinlay, N.D. (1983). DPX-T6376- a new broad-spectrum cereal herbicide. Proceedings 1983, International Congress of Plant Protection, 1, 324-331.
- Du Pont (1986) Agricultural Products Manual. Du Pont (UK) Limited, Stevenage, Herts.

BROAD-LEAVED WEED CONTROL IN LINSEED

P.A. DOVER

Ministry of Agriculture, Fisheries and Food, Agricultural Development and Advisory Service, Block B, Government Buildings, Brooklands Avenue, Cambridge, CB2 2DR

J.F. ROEBUCK

Ministry of Agriculture, Fisheries and Food, Agricultural Development and Advisory Service, Coley Park, Reading, RG1 6DT

E.W. WOOLLEY

Ministry of Agriculture, Fisheries and Food, Agricultural Development and Advisory Service, Government Buildings, Kenton Bar, Newcastle Upon Tyne, NE1 2TA

ABSTRACT

The tolerance of linseed grown for oilseed to a wide range of pre-sowing incorporated, pre- and post-emergence herbicides was assessed in a series of trials in 1985 and 1986. Some of the pre-emergence materials were non-selective. The post-emergence herbicides were generally more consistent in achieving good weed control and the growth distortion effects caused by MCPA in tank mixtures did not result in reduced yields. Metsulfuron-methyl post-emergence appeared the most effective treatment and was safe to the linseed crop.

INTRODUCTION

Cereal surpluses within the EEC and price restraints have renewed the interest in arable break crops. The area of linseed (*Linum usitatissimum*) grown in the UK increased to an estimated 7 200 ha in 1986. Linseed is well suited to a cool humid climate but it is not competitive during early growth and therefore good weed control is essential during establishment and as an aid to harvesting (Davies and Richards, 1984, and Davies, 1985). Few herbicides are registered in the UK for use in linseed and most have limited selectivity and range of weeds controlled. There is therefore a need to continue assessing new materials for safety and efficacy in linseed and in 1984 a number were screened by International Seed Producers (ISP).

This research report describes five trials by the Agricultural Development and Advisory Service (ADAS) in South East, Eastern and Northern Regions in 1985 and 1986, and two observation tests by ISP in the same years. The trials series are continuing.

MATERIALS AND METHODS

The ADAS trials were laid out in randomised block design, with three or four replications each containing two to four untreated controls. The ISP trials were unreplicated, with two or four controls. Apart from herbicides the trials received normal farm treatment. All trials were drilled with the variety Antares with the exception of Lidgate at site 1,

between 10-21 April. Chemicals were applied by plot sprayers in 200-225 l water/ha at 200-250 kPa through fan nozzles. Plot area was 24m²-72m². The sites and spray dates are shown in Table 1.

TABLE 1

Experimental sites, soil type, spray dates and crop height at post-emergence application

Site No.	Year	Location	Soil* type	Pre-emergence	Post-emergence	Crop height (cm)
<u>ADAS</u>						
1.	1985	Lincs	LS	18, 24/4	31/5	15
2.	1985	N.Yorks	SCL	23/4	2,9,16/6	10-15
3.	1986	Lincs	ZyCL	18/4	11/6	18
4.	1986	Hants	ZyCL	11/4	5/6	20-25
5.	1986	N.Yorks	SCL	6/5	24/6	15-23
<u>ISP</u>						
6.	1985	Herts	C	16/4	25/5	12-15
7.	1986	Suffolk	C	16/4	12/6	15

* ADAS soil texture classification 1985

In 1985 the following pre- and post-emergence materials were evaluated either alone or as tank mixes: trifluralin 48 g a.i./l EC; linuron 50% WP or 15 g a.i./l EC; trifluralin/linuron 240/120 g a.i./l EC; trifluralin/trietazine/linuron 208/54/46 g a.i./l EC; bifenox/linuron 343/142 g a.i./l SC; trietazine/simazine 402.5/57.5 g a.i./l SC; linuron/lenacil 30%/32% WP; isoxaben 500 g a.i./l SC; metazachlor 500 g a.i./l SC; pendimethalin 330 g a.i./l EC; bentazone 480 g a.i./l a.c.; clopyralid 100 or 200 g a.i./l SC; cyanazine/clopyralid 350/60 g a.i./l SC; clopyralid/bromoxynil 50/240 g a.i./l EC; MCPA 500 g a.i./l a.c.; metsulfuron-methyl 20% w.d.g..

In 1986, the unsuitable products were withdrawn or the rate adjusted and other promising materials; bromoxynil/MCPA 200 g a.i./l SC; thiameturon-methyl/metsulfuron-methyl 75% w.d.g. included. The ISP observations included several more chemicals and details are not shown here.

Phytotoxicity was recorded as crop dry weight on 22 July at site 4, plant population on 22 May at site 2, or as comments on overall treatment effects. Site 5 was harvested and seed yields recorded. The degree of weed control was assessed by a range of techniques depending on the numbers present. Weeds were recorded as total weed dry weight on 22 July at site 4, percentage ground cover of main species at site 6 and at site 2 (on 23 July), number/m² of the main species on 3 July at site 1 or percentage occurrence using a 16 section quadrat of 0.25 m² area, on 14 August at site 5. Weed control was not assessed at site 7.

RESULTS

Crop Tolerance

Crop tolerance to pre-drilling incorporated and pre-emergence herbicides is shown in Table 2, and to post-emergence herbicides in Table 3. Site 3 was not assessed.

TABLE 2

Effect of pre-drilling incorporated and pre-emergence herbicides on crop vigour (score), dry weight (d.w. g/m²), plant population (plants/m²) and seed yield (t/ha @ 9% MC)

Chemical	Dose (kg a.i./ha)	Site	plants/m ²		score 4	d.w 4	yield	
			2	6			5	7
<u>Pre-drilling incorporated</u>								
trifl	1.08		367	9	-	-	-	-
trifl	0.84		-	-	6.7	541	1.77	-
trifl	0.54		342	-	-	-	-	-
<u>Pre-emergence</u>								
trifl	1.08		626	-	-	-	-	-
trifl	0.54		643	-	-	-	-	-
lin	1.0		600	-	7.5	655	1.76	-
lin	0.75		478	8	7.5	616	1.67	9
trifl + lin	0.54 + 0.75		660	-	-	-	-	-
trifl/lin	0.96/0.48		597	-	7.7	573	1.69	-
trifl/lin	0.72/0.36		586	-	-	-	-	-
trifl/triet/lin	1.04/0.27/0.23		460	-	-	-	-	-
bifen/lin	1.2/0.5		224	-	-	-	-	-
triet/sim	*(a)		481	-	-	-	-	-
lin/lenacil	*(b)		588	-	-	-	-	9
isox	0.1		564	-	-	-	-	-
isox	0.075		478	-	6.7	536	1.26	-
trifl + isox	0.84 + 0.075		-	-	6.0	482	1.56	-
metazachlor	1.0		589	-	5.0	583	1.74	8
pendimethalin	2.0		531	-	7.3	589	0.92	-
pendimethalin	1.3		-	-	7.7	622	1.49	-
Untreated			651	9	7.9	539	1.55	9
SED + (Comparing treatment with untreated)			85.3	-	0.44	49.0	0.131	-
CV%			22.5	-	11.1	87.7	8.8	-

Key: Vigour score 9 = max vigour, 0 = complete kill

* range of rates according to soil texture (a) 0.72/0.1 - 1.01/0.14 (b) 0.42/0/45 - 0.48/0.52 kg a.i./ha

trifl = trifluralin, lin = linuron, triet = trietazine, bifen = bifenox, isox = isoxaben, sim = simazine

The results of ADAS trials and ISP screening tests showed that some materials were non-selective in linseed. Formulations of trifluralin/trietazine/linuron, bifenox/linuron and trietazine/simazine caused significant reductions in plant population in 1985 and were not included in 1986. Conversely, linseed appeared tolerant of chlorsulfuron/

metsulfuron-methyl but this was withdrawn from the trial series by the manufacturer and the results are not presented. In addition to the chemicals listed in the tables the ISP observation in 1985 showed metribuzin, propyzamide, carbetamide and dicamba to be particularly damaging.

TABLE 3

Effect of post-emergence herbicides on crop vigour (score), dry weight (d.w. g/m), plant population (plants/m) and seed yield (t/ha @ 9% MC)

Chemical	Dose (kg a.i./ha)	Site	plants	score	score	d.w	yield	score
			2	6	4	4	5	7
<u>Post-emergence</u>								
bent	1.44		515	8	7.7	634	1.36	7
bent	0.96		-	-	7.5	637	1.50	-
bent + clop/brom	0.96 + 0.29		504	8	7.0	629	1.44	7
bent + clop/brom	0.72 + 0.29		-	8	6.7	635	1.45	8
clop	0.10		-	7	7.5	533	1.54	8
clop/brom	0.41		-	7	6.7	585	1.48	7
clop/brom	0.29		495	7	6.7	616	1.54	7
clop/brom + MCPA	0.29 + 0.5		575	-	5.5	641	1.72	-
cyan/clop + MCPA	0.8 + 0.5		547	-	-	-	-	-
cyan/clop + MCPA	0.6 + 0.5		-	-	5.3	604	1.64	5
brom/MCPA	0.56		539	-	5.3	581	1.57	9
metsul	0.006		539	-	7.3	610	1.52	8
metsul + brom	0.003 + 0.25		-	-	4.0	550	1.45	-
thiamet/metsul	0.015		-	-	4.0	572	1.61	-
thiamet/metsul	0.0075		-	-	5.0	590	1.55	-
Untreated			651	8	7.9	539	1.55	9
SED + (Comparing treatment with untreated)			85.3	-	0.44	49.0	0.131	-
CV%			22.5	-	11.1	87.7	8.8	-

Key: Vigour score 9 = max vigour, 0 = complete kill

bent = bentazone, clop = clopyralid, brom = bromoxynil, cyan = cyanazine, metsul = metsulfuron-methyl, thiamet = thiameturon-methyl

Pre-emergence application of pendimethalin at rates of 2.0 and 1.3 kg a.i./ha caused severe damage and crop death at site 5 resulting in significantly reduced seed yields. Crop tolerance to isoxaben was low, applications of 0.075 kg a.i./ha significantly reduced seed yield at site 5 and at site 2 caused significant crop thinning at 0.075 kg a.i./ha but not at 0.1 kg a.i./ha, at site 4 a rate 0.075 kg a.i./ha reduced crop vigour on 23 June although not crop dry weight on 22 July 1986. Metazachlor at a rate of 1.0 kg a.i./ha reduced crop vigour but not crop dry weight at site 4 and slightly reduced crop vigour on site 7, both in 1986. Trifluralin incorporated by rotavator reduced the plant population by 45% in 1985 at site 2 however at site 5 (1986) trifluralin had no effect on seed yield.

Deleterious effects on soil structure by rotary incorporation may have been responsible for crop effects at site 2. Pre-emergence applications of trifluralin in 1985 on sites 1 and 2 did not appear to be damaging except for temporary chlorosis and at site 4 in 1986 caused visible crop damage but this was not reflected in a reduction of crop dry weight. Linuron reduced plant population only at the 0.75 kg a.i./ha rate at site 2 and at site 1 reduced crop height by 5 cm at 1.0 kg a.i./ha and caused temporary chlorosis at 0.75 kg a.i./ha.

Of the post-emergence applications, the tank mix of cyanazine/clopyralid with MCPA reduced crop vigour two to four weeks after treatment at sites 4 and 7 but damage was not reflected in reduced crop dry weight at site 4 eight weeks after treatment. The tank mix of MCPA with clopyralid/bromoxynil also caused visible damage at site 4, however this treatment was the only one to produce a significant yield increase over the untreated control at site 5, the one site harvested. Clopyralid alone at a rate of 1.0 kg a.i./ha reduced crop vigour at site 6 and 7 but had no adverse effect on dry weight or seed yield at sites 4 and 5. Clopyralid/bromoxynil at rates of 1.0 and 1.4 kg a.i./ha reduced crop vigour, at all recorded sites (4, 6 and 7) but this was not reflected in reduced dry weight or seed yield. Bromoxynil/MCPA at a rate of 0.56 kg a.i./ha also reduced crop vigour but not dry weight or seed yield. Bentazone was relatively safe to linseed although delays in flowering and reduced crop height were noted at site 5. No significant phytotoxic effects were recorded from the tank mixes of bentazone with clopyralid/bromoxynil. Metsulfuron-methyl showed good crop safety on all sites but the tank mixture with bromoxynil severely affected crop vigour at site 4. Thiameturon-methyl/metsulfuron methyl also reduced crop vigour on the same site.

Weed Control

Weed assessments are shown in Tables 4 and 5. Site 7 had insufficient weeds to record treatment effects. Weed species varied between sites and years and results are not meaned over trials.

The dominant species at site 4 were Veronica persica, Papaver rhoeas and Matricaria spp. At site 3 there was a poor plant stand of linseed of 180 plants/m. Here, on untreated plots there was a very dense weed population 200 - 300 plants/m predominantly Polygonum aviculare which was 22 cm tall when the post-emergence treatments were applied but on 9 July Stellaria media accounted for 90% ground cover. None of the pre-emergence treatments were effective in controlling the spectrum of broad-leaved species present. The most effective post-emergence treatments were those containing metsulfuron-methyl. A mixture of bentazone + clopyralid/bromoxynil applied to the crop adjacent to the trial area ten days before the trial treatments, when the weeds were at a less advanced growth stage, achieved a higher degree of weed control.

Of the pre-emergence treatments at the other sites, trifluralin gave good control of Galeopsis tetrahit and Polygonum spp. particularly when incorporated. Linuron reduced weed dry weight at site 4 but gave poor control of G. tetrahit, Veronica spp., Polygonum spp. and Viola arvensis; the rate of 1.0 kg a.i./ha was not consistently better than 0.75 kg

8B-4

TABLE 4

Weed control as % untreated from pre-drilling incorporated and pre-emergence herbicides assessed as total weed dry weight d.w. g/m² (site 4), % cover (sites 2 and 6), weeds/m² (site 1) and % occurrence (site 5)

Chemical	Dose (kg a.i./ha)	% Weed Control												
		Site 4	2		1		5			7		P. lapathifolium		
			S. arvensis	G. tetrahit	V. hederifolia	V. persica	P. annua	Trifolium spp.	P. aviculare	P. persicaria	L. purpureum		S. arvensis	S. media
<u>Pre-drilling incorporated</u>														
trifl	1.08	-	32	85	-	-	-	-	-	-	90	0	95	95
trifl	0.84	72	-	-	-	-	-	19	100	82	-	-	-	-
trifl	0.54	-	0	65	-	-	-	-	-	-	-	-	-	-
<u>Pre-emergence</u>														
trifl	1.08	-	55	0	29	0	35	-	-	-	-	-	-	-
trifl	0.54	-	0	7	53	0	35	-	-	-	-	-	-	-
lin	1.0	93	100	0	59	0	55	99	0	64	-	-	-	-
lin	0.75	94	80	0	0	42	40	95	0	38	90	80	90	95
trifl + lin	0.54 + 0.75	-	100	0	47	0	50	-	-	-	-	-	-	-
trifl/lin	0.96/0.48	85	55	0	69	0	35	50	0	48	-	-	-	-
trifl/lin	0.72/0.36	-	24	0	59	0	35	-	-	-	-	-	-	-
trifl/triet/lin	1.04/0.27/0.23	-	15	0	35	25	75	-	-	-	-	-	-	-
bifen/lin	1.2/0.5	-	0	0	88	67	40	-	-	-	-	-	-	-
triet/sim	* (a)	-	44	0	41	0	50	-	-	-	-	-	-	-
lin/lenacil	* (b)	-	82	7	12	0	75	-	-	-	-	-	-	-
isox	0.1	-	0	0	76	8	0	-	-	-	-	-	-	-
isox	0.075	42	43	0	53	0	0	77	13	0	-	-	-	-
trifl + isox	0.84 + 0.075	89	-	-	-	-	-	69	20	0	-	-	-	-
metazachlor	1.0	91	0	65	94	0	95	76	0	92	-	-	-	-
pendimethalin	2.0	87	0	92	94	94	75	0	100	78	-	-	-	-
pendimethalin	1.0	-	-	-	-	-	-	0	100	86	-	-	-	-
Untreated d.w. g/m ²		84	-	-	-	-	-	-	-	-	-	-	-	-
plants/m ²		-	17.2	27.2	17	12	20	-	-	-	7.6	5.0	10.0	7.0
% occurrence		-	-	-	-	-	-	30	17	10	-	-	-	-
SED + (Comparing treatment with untreated)		-	39.9	47.9	-	-	-	20.4	32.8	28.8	-	-	-	-

Key: weed score 9 = max population, 0 = freedom from weeds

trifl = trifluralin, lin = linuron, triet = trietazine, isox = isoxaben, sim = simazine, bifen = bifenoxy

* range of rates according to soil texture (a) 0.72/0.1 - 1.01/0.14 (b) 0.42/0.45 - 0.48/0.52kg a.i./ha

TABLE 5

Weed control as % untreated from post-emergence herbicides assessed as total weed dry weight d.w. g/m² (site 4), % cover (sites 2 and 6), weeds/m² (site 1) and % occurrence (site 5)

Chemical	Dose (kg a.i./ha)	Site	% Weed Control																														
			4	2		1			5			6		<i>P. lapathifolium</i>	<i>S. media</i>	<i>S. arvensis</i>	<i>L. purpureum</i>	<i>P. persicaria</i>	<i>P. aviculare</i>	<i>Trifolium</i> spp.	<i>P. annua</i>	<i>V. persica</i>	<i>V. hederifolia</i>	<i>G. tetrahit</i>	<i>S. arvensis</i>								
Post-emergence																																	
bent	1.44	95	100	0	23	0	0	16	0	58	85	95	95	95																			
bent	0.96	99	-	-	-	-	-	24	26	92	-	-	-	-																			
bent + clop/brom	0.96 + 0.29	100	100	0	41	0	0	69	42	94	90	95	95	95																			
bent + clop/brom	0.72 + 0.29	-	-	-	-	-	-	95	65	100	90	95	90	95																			
clopyralid	0.10	27	-	-	-	-	-	45	0	54	50	30	40	50																			
clop/brom	0.41	98	-	-	-	-	-	59	68	82	85	95	80	90																			
clop/brom	0.29	90	100	41	47	0	0	50	52	53	80	90	70	90																			
clop/brom + MCPA	0.29 + 0.5	100	100	67	23	0	0	80	72	74	-	-	-	-																			
cyan/clop + MCPA	0.8 + 0.5	-	100	94	12	25	25	-	-	-	-	-	-	-																			
cyan/clop + MCPA	0.6 + 0.5	92	-	-	-	-	-	20	20	17	-	-	-	-																			
brom/MCPA	0.56	89	100	26	-	-	-	60	68	60	-	-	-	-																			
metsul	0.006	100	100	100	76	8	44	100	0	94	-	-	-	-																			
metsul + brom	0.003 + 0.25	100	-	-	-	-	-	94	74	94	-	-	-	-																			
thiamet/metsul	0.015	100	-	-	-	-	-	99	77	100	-	-	-	-																			
thiamet/metsul	0.0075	-	-	-	-	-	-	100	40	98	-	-	-	-																			
Untreated weed d.w.	g/m ²	84	-	-	-	-	-	-	-	-	-	-	-	-																			
plants/m ²		-	17.2	27.2	17	12	20	-	-	-	7.6	5.0	10.0	7.0																			
% occurrence		-	-	-	-	-	-	30	17	10	-	-	-	-																			
SED + (Comparing treatment with untreated)		-	39.9	47.9	-	-	-	20.4	32.8	28.8	-	-	-	-																			

bent = bentazone, clop = clopyralid, brom = bromoxynil, cyan = cyanazine, metsul = metsulfuron-methyl, thiamet = thiameturon-methyl.

a.i./ha. Isoxaben gave poor weed control when seedbeds were dry. Metazachlor and pendimethalin both reduced weed dry weight at site 5 but neither chemical controlled *Sinapis arvensis*, and metazachlor also failed to control *V. persica* and *P. aviculare* whilst pendimethalin did not control *Trifolium* spp..

The post-emergence treatments gave more reliable weed control. Bentazone at a rate of 0.96 kg a.i./ha gave good control of S. arvensis, Bilderdykia convolvulus, P. rhoeas and V. arvensis; control was not improved at the 1.44 kg a.i./ha rate. The addition of clopyralid/bromoxynil produced small but insignificant improvements in weed control. Metsulfuron-methyl did not control V. persica at site 1 or P. aviculare at site 6 but provided moderate control of Veronica hederifolia and good control of S. arvensis, G. tetrahit, Trifolium spp, Polygonum persicaria, S. media, V. arvensis, and P. rhoeas. The addition of bromoxynil improved the control of P. aviculare.

DISCUSSION

Few products have a UK label recommendation for use in linseed. MCPA, although approved, can cause considerable crop epinasty and has a limited weed spectrum. Trifluralin and linuron pre-emergence and bentazone, post-emergence also have UK label recommendations. There is a narrow safety margin for these materials with damage occurring under some circumstances and weed control is often inadequate in non-competitive crops. Bentazone tank mixed with clopyralid/bromoxynil and clopyralid/bromoxynil + MCPA gave good weed control in the trials and the growth distortion effect caused by MCPA did not result in reduced yield.

None of the herbicides gave complete control of all weed species occurring on the trial sites. Chlorsulfuron/metsulfuron-methyl gave good control but is unlikely to be recommended for spring use. Of the other materials tolerated by linseed, metsulfuron-methyl applied post-emergence gave the most consistent control. The addition of bromoxynil as a tank mix increased the weed spectrum but reduced crop tolerance. These findings are supported by results from Scotland (Davies, 1985) and from Northern Ireland (Courtney, 1986).

ACKNOWLEDGEMENTS

The authors acknowledge the provision of results by ISP, the co-operating farmers and the help of colleagues in carrying out the field work.

REFERENCES

- Courtney, A.D. (1986) A comparison of herbicide regimes for weed control in fibre flax. Tests of Agrochemicals and Cultivars, 7, Annals of Applied Biology 108, (Supplement), 88-89.
- Davies, D.H.K.; Richards, M.C. (1984) Trials with herbicides in flax (Linum usitatissimum). Proceedings Crop Protection in Northern Britain 1984, 234-239.
- Davies, D.H.K. (1985) Weed control with herbicides in flax and linseed. The Edinburgh School of Agriculture, West Mains Road, Edinburgh. Technical Note 374C.

SELECTIVITY AND EFFICACY OF HERBICIDES IN SPRING SOWN LUPINS

E. FABRE, L. JOUY

Institut Technique des Cereales et des Fourrages, Station
Experimentale Boigneville, F91720 Maise, France

ABSTRACT

Lupins are poor competitors with weeds and good weed control is essential to achieve high yields. Pre-sowing and incorporated, pre- and post-emergence herbicides were evaluated in an extensive series of experiments in France, for selectivity and efficacy in spring sown lupins (Lupinus albus). The results showed many pre-emergence herbicides for broad-leaved weeds were selective in lupins including isoxaben, aclonifen and low rates of flurochloridone and some were more effective than methabenzthiazuron, the standard. However, most post-emergence treatments were phytotoxic to lupins with the exception of metamitron and carbetamide/dimefuron. All the post-emergence graminicides tested had a wide margin of safety in the crop.

INTRODUCTION

Good weed control is essential in order to achieve high yields in spring sown lupins since they appear very sensitive to weed competition during the early stages of growth. There is a wide choice of suitable pre-emergence herbicides for broad-leaved weeds in lupins, but no means of control post-emergence. This research report presents the results of field trials carried out in France during the period 1983 - 1985 to evaluate new and established herbicides and their tank mixes for broad-leaved and grass weed control and selectivity in spring sown lupins (Lupinus albus). Although pre-sowing and pre-emergence herbicides were also tested, a safe post-emergence treatment was particularly sought.

MATERIALS AND METHODS

During the years 1983, 84, 85 and 86, field observation trials were carried out in lupins by the Institut Technique des Cereales et des Fourrages (ITCF), the Federation Nationale des Agriculteurs Multiplicateurs de Semences (FNAMS) and by the Crop Protection Service (SPV) at 23 sites in East Central, Western and Western Central France.

Crop tolerance and efficacy in spring sown lupins were evaluated for a total of 82 herbicide treatments of formulated products, alone or as tank mixes. The herbicide active ingredients, formulations, dose rates and timings of application are shown in Tables 1, 2 and 3. The herbicides were applied at normal and twice normal rates recommended for other crops either pre-sowing and soil incorporated, pre-emergence, early post-emergence when the lupins were at the one to three leaf stage of development, or later post-emergence at the four to six leaf stage. Applications were made using Oortal plot sprayers at volumes of 400 l/ha and pressures of about 210 kPa. Treatments were sprayed across the direction of drilling and there was an untreated control plot between every pair of treated plots. Different lupin cultivars Lublanc, Kalina and Lucky were grown at the various sites. Crop tolerance to herbicide treatments was assessed by scoring visible damage effects. Efficacy on broad-leaved and grass weeds was also assessed by visual estimates and comparison with untreated plots, and scores were recorded for weed control overall and for predominant species.

RESULTS

Results for crop selectivity and efficacy of herbicides in spring sown lupins are presented in Table 1 (pre-sowing incorporated and pre-emergence treatments), Table 2 (early post-emergence) and Table 3 (post-emergence treatments) and show the mean for crop and weed scores for all sites over the four years tests. The cultivars of spring sown lupins, Lublanc, Kalina and Lucky showed a similar response to herbicide treatment and therefore the cultivar used is not specified in the tables of results.

The following herbicide treatments caused an unacceptable level of crop damage and were non-selective in lupins:-

Pre-emergence applications of metazachlor, mixtures containing chlorsulfuron or imazamethabenz such as methbenzthiazuron/chlorsulfuron or pendimethalin/imazamethabenz. Post-emergence applications of dinoseb-acetate, bentazone, bentazone plus dinoseb-acetate as a tank mix, bromoxynil, 2,4-DB, MCPB, MCPA, 2,4-DB/dinoseb, mecoprop/bifenox, mecoprop/bifenox plus clopyralid as a tank mix, pyridate alone or in tank mix with MCPB or with 2,4-DB or simazine, fluroxypyr, metsulfuron-methyl and pendimethalin/imazamethabenz. MCPB or pyridate were also phytotoxic when applied to lupins at the latest post-emergence stage.

The following were selective in the crop and appeared promising:-

Herbicides applied pre-sowing and soil incorporated (Table 1)

Benfluralin was very selective in lupins in 12 experiments and at 1260 g a.i./ha achieved good control of Polygonum spp., Chenopodium spp. and Alopecurus myosuroides. EPTC was selective but only effective on grass weeds present. Flurochloridone was only selective at the normal rate of 500 g a.i./ha, but gave excellent control of Polygonum aviculare, Bilderdykia convolvulus, Chenopodium album and Cruciferae.

Herbicides applied pre-emergence (Table 1)

The standard herbicide recommended for broad-leaved weeds in lupins in France, methabenzthiazuron at a dose rate of 2800 g a.i./ha was very safe to the crop, but controlled a limited weed spectrum. Efficacy was better for many weeds including Polygonum spp., C. album, Stellaria media and Viola arvensis with the formulated product mixtures neburon/terbutryn, trifluralin/linuron, trifluralin/neburon/linuron and chlomethoxynil/neburon which all showed good selectivity. The latter controlled A. myosuroides and to some extent, Galium aparine. Butralin alone, and in formulated mixtures butralin/linuron, butralin/monolinuron, pendimethalin alone, pendimethalin/linuron and neburon/pendimethalin were all very selective, and efficacy on several weed species was superior to methabenzthiazuron. Chlorotoluron/trifluralin also appeared selective. However, efficacy was poor for metamitron alone, and with the exception of Matricaria spp. for neburon/isoproturon/bifenox.

Among the newer herbicides, isoxaben appeared very safe to lupins but gave poor weed control at some sites even at 150 g a.i./ha where soil conditions were dry, and control was more reliable with mixtures with linuron or chlorotoluron. Although there was some crop damage for aclonifen, it performed well in 18 experiments achieving acceptable control of several species including G. aparine and A. myosuroides. At low rates of 500 or 750 g a.i./ha, flurochloridone proved selective and controlled a wide range of weeds including A. myosuroides, Polygonum spp., Matricaria spp., C. album, S. media, Cruciferae and some control of G. aparine. The safety margin was reduced for a formulation of neburon/flurochloridone.

The results of a limited number of evaluations, not presented in the tables indicated that metamitron + simazine tank mix, simazine, carbetamide/dimefuron, chloridazon and propachlor may be selective in lupins. Lenacil appeared safe at 400 g a.i./ha but weed control was only just acceptable.

Herbicides applied post-emergence (Tables 2 and 3)

Some of the foliar applied materials for broad-leaved weed control were extremely damaging and few showed acceptable selectivity in lupins in the series of experiments.

Only metamitron and carbetamide/dimefuron appeared safe to the crop. In one years test methabenzthiazuron, chloridazon, propachlor, propyzamide, lenacil and phenmedipham plus oil were selective, but further work is needed for confirmation. Weed control with the latter was less effective than with other materials.

Herbicides for broad-leaved weeds were still damaging to the crop when applied at a later timing with the exception of carbetamide/dimefuron which was tolerated at high rates 3500/1750 g a.i./ha but control was reduced when P. aviculare, B. convolvulus, Cruciferae and C. album were at a more advanced stage.

The graminicides fluazifop-P-butyl plus Agral wetter and quizalofop-ethyl, haloxyfop-ethoxyethyl, sethoxydim, alloxym-sodium all with oil additives, and diclofop-methyl were highly selective in lupins.

DISCUSSION

In the series of experiments in which 82 herbicides were evaluated, results indicate that there is no available means of control for perennial broad-leaved species such as Cirsium arvense, Convolvulus arvensis or Sonchus spp. since herbicides such as MCPB and MCPA are non-selective in lupins. Annual species such as Galium aparine can also be a problem in lupins and while aclofen (which performs well on a dry seedbed), chlomethoxynil/neburon, flurochloridone, pendimethalin and isoxaben (which performs well on a dry seedbed) achieve some control pre-emergence they are not always reliable, and bentazone and pyridate post-emergence are too phytotoxic to the crop.

Since all the post-emergence graminicides evaluated were well tolerated by lupins, and Poa annua can be controlled pre-emergence, the grass weed problem appears to be solved.

Some pre-emergence herbicides and mixtures were selective and more effective than the standard, methabenzthiazuron, and in addition several new pre-emergence materials appeared promising such as isoxaben and low rates of flurochloridone either alone or in tank mixes. These treatments will be evaluated further.

Most post-emergence treatments caused considerable damage to lupins, with the exception of metamitron and carbetamide/dimefuron, but for good results these must be applied early when weeds are small. A safe post-emergence treatment for lupins is essential to control weeds which are late germinating, weed species resistant to pre-emergence herbicides, or for situations where dry seedbeds reduce residual herbicide activity.

ACKNOWLEDGEMENTS

The authors wish to thank all the experimenters from the FNAMS, the ITCF and the SPV.

8B-5

TABLE 1

The selectivity and efficacy of herbicides applied pre-sowing and soil incorporated, or pre-emergence in spring sown lupins; mean scores for all sites for years 1983 - 1986.

*Score 0 = no effect on crop or weed, 3 = acceptable damage on crop or efficacy on weed, 10 = total kill of crop or weed

Herbicide (formulation)	Rate (g a.i./ha)	Crop Score*	Weed Score*								Number of trials ITCF FNAMS & SPV		
			A. myosuroides	P. aviculare	B. convolvulus	Veronica spp.	S. media	Cruciferae	C. album	V. arvensis		Matricaria spp.	G. aparine
<u>Pre-sowing</u>													
benfluralin (180g/l EC)	1080	0	3	0				4	0	0	3	4	
	1260	0	8	9	6	9		9	1	0	0	12	
EPTC (360g/l CS)	2880	0	8		1						0	6	
	5760	2	9		2						2	6	
flurochloridone (250g/l EC)	500	1	10	9			8	10				4	
	1000	3	10	10			9	10				4	
	1500	5	10	10			9	10				4	
<u>Pre-emergence</u>													
methabenzthiazuron (70% WP)	2800	0	6	4	6	5	7	3	6	8		7	
	5600	1	7	6								4	
neburon/terbutryn (300/200g/l EC)	1200/ 800	0	6		6	7	8	9	8			2	
	1500/1000	0	9	9	6	7	6	9	6	8	0	8	
	2100/1400	0	9			9	9	9	9	9		1	
	3000/2000	0	10	10			9	10	9	9	0	6	
trifluralin/linuron (240/120g/l EC)	960/ 480	1	7	6	6	7	7	8	5	6		15	
	1200/ 600	0		6	7	7	6	9	2	3		2	
	1920/ 960	1	9	9			10	8	9	9		10	
trifluralin/neburon/ linuron (125/125/60g/l EC)	750/ 750/ 360	0		5			9					4	
	1500/1500/ 720	2	7	7			10					4	
chlomethoxynil/neburon (25/24.7% WP)	2000/1080	0	7	8	7	10	9	7	8	8	8	4	23
	4000/3960	1	8	9	9	10	9	9	9	8	10	4	20
butralin/linuron (240/60g/l EC)	1920/ 480	0	6		7	9	7	9	9			2	
butralin/monolinuron (240/60g/l EC)	1440/ 360	0	6		7	8	7	9	7			2	
butralin (480g/l EC)	3360	0	7		8	6	6	8	6	0		5	
pendimethalin (330g/l EC)	980	0	10	9			4	8				4	
	1980	2	10	10			5	9				4	
pendimethalin/linuron (20/50% WP)	800/800	0		5	7	7	6	6	0	5		2	

TABLE 1 (continued)

Herbicide (formulation)	Rate (g a.i./ha)	Crop Score*	Weed Score*							Number of trials ITCF FNAMS & SPV			
Pre-emergence (continued)													
neburon/pendimethalin (46/10% WP)	1840/ 400	0	8	8	8	7	8	4	5	5	4		
	2300/ 500	0	1			9		9			2		
	4600/1000	0	4			8		9			2		
chlorotoluron/trifluralin (400/140g/l SC)	2000/ 700	1	10	9			9	9	8		6		
	4000/1400	2	10	10			9	9	9		6		
metamitron (70% WG)	2800	1	8	5	3		3	6	2	2	5	6	
	5600	2	9		6					5		4	
neburon/isoproturon/ bifenox (200/133/133g/l SC)	800/ 532/ 532	1	5	6			7	7		10		8	
	1600/1064/1064	2	7	8			9	8		10		9	
isoxaben (125g/l SC)	62.5	1	7	5			9	8	10		2	5	
	75	0		2					1	0		7	
	125	1	8	7			9	8	10		4	5	
	150	0		3					2	0		7	
isoxaben+linuron (125g/l SC)+(50% WP)	62.5+1500	1	8	9			10	8	9		3	6	
	125+1000	1	9	9			10	8	9		5	6	
chlorotoluron/isoxaben (60/19g/l SC)	2404/ 76	1	9	9			9	9	9			6	
	4808/ 152	2	10	10			9	10	10			6	
aclonifen (540g/l EC)	2430	2	4	6	6		10	9	7	6	8	4	18
	4860	3	8	7	7		10	9	8	7	9	5	18
flurochloridone (250g/l EC)	500	2	9	9	7		7	9	8	8	9	3	15
	750	0		9	7		9	9	9	3	8		3
	1000	4	9	9	8		10	10	8	6	9	5	15
neburon/flurochloridone (40/5% SP)	1200/ 150	1		9			6		0	3		1	
	2000/ 250	1		9	9		9	9	9	4	8	4	6
	2400/ 300	2	6		7					10		5	
	4000/ 500	2		10	10			9	9			4	
	4800/ 600	4	8		10					10		5	
pendimethalin/ imazamethabenz (200/125g/l EC)	1000/ 625	7	10	10			9	8				4	
	2000/1250	8	10	10			9	9				4	
methabenzthiazuron/ chlorsulfuron (70/0.5% WP)	2800/ 20	7	8	10	10	10		10				8	
	5600/ 40	9	9	10	10			10				6	
metazachlor (500g/l SC)	1000	4		6	3	6	5	9	7			3	

8B-5

TABLE 2

The selectivity and efficacy of herbicides applied early post-emergence at 1 - 3 leaf stage of spring sown lupins; mean scores for all sites for years 1983 - 1986.

*Score 0 = no effect on crop or weed, 3 = acceptable damage on crop or efficacy on weed, 10 = total kill of crop or weed

Herbicide (formulation)	Rate (g a.i./ha)	Crop Score*	Weed Score*								Number of trials ITCF, FNAMS & SPV
			P. aviculare	B. convolvulus	Veronica spp.	S. media	Cruciferae	C. album	V. arvensis	Matricaria spp.	
<u>Early post-emergence</u>											
Carbetamide/dimefuron (50/25% WP)	875/437.5	0 4									1
	1875/937.5	0 5 6 7 8	6	6	7	8	2				19
	3500/1750	1 6 7	4	6	10	10	3				16
metamitron (70% WP)	2800	1 8 3	5	7	9	7	8	4			11
	5600	2 2	6	10	6	6				8	
methabenzthiazuron (70% WP)	2800	0 8	9	8	8						1
chloridazon (430g/l SC)	1075	0 6	0	0	5						1
	2150	0 9 6	8	9	7	8				1	
propachlor (50% WP)	1920	0 6	5	0	9						1
propyzamide (50% WP)	1500	0 9	8	8	7						1
lenacil (80% WP)	1200	0 6 4	9	9	9	9				1	
phenmedipham+oil (16.7% EC)	1002+1000	0 7	6	0	5						1
dinoseb-acetate (523g/l EC)	1569	2 2 4 0	7	4						5	
	2092	2 4 3	8	4	2	10				12	
	3138	4 8 4 5	9	9						5	
bromoxynil (250g/l EC)	500	3 6			10					5	
	1000	5 7			10					5	
2,4-DB (300g/l a.c.)	1800	4 0 2	3	6						6	
	3600	6 1 3	5	7						6	
MCPB (400g/l a.c.)	1600	4 3 1	9	2	8	0				9	
	3200	6 4 0	10	3						4	
MCPA (400g/l a.c.)	400	4 0			5	0				5	
	800	7 0			6	0				6	
2,4-DB/dinoseb (250/150g/l a.c.)	1500/ 900	5 2 3	7	6						5	
	3000/1800	6 5 4	9	7						5	

TABLE 2 (continued)

Herbicide (formulation)	Rate (g a.i./ha)	Crop Score*	Weed Score*							Number of ITCF, FNAMS & SPV	
			P. aviculare	B. convolvulus	Veronica spp.	S. media	Cruciferae	C. album	V. arvensis		Matricaria spp.
<u>Early post-emergence</u> (continued)											
mecoprop/bifenox	925/ 375	5	4							4	5
(162.5/187.5g/l SC)	1850/ 750	7	7							7	5
mecoprop/bifenox+											
clopyralid	925/ 375 + 15	7	5							7	5
(462.5/187.5g/l SC)+											
(100g/l a.c.)	1850/ 750 + 30	9	8							9	5
pyridate	900	2	3	4		6	8				6
(45% WP)	1800	4	4	6		8	9				6
pyridate+simazine	450+ 500	2	2	3		5	5				6
(45% WP)+(50% WP)											
pyridate+2,4-DB	450+1800	5	8	6		10	5				4
(45% WP)+(300g/l a.c.)	450+3600	7	8	7		10	6				4
pyridate+MCPB	450+1600	6	7	6		7	7				6
(45% WP)+(400g/l a.c.)	450+2400	8	8	7		7	8				6
bentazone	1200	5	4	6		7	5	10	1		9
(480g/l a.c.)	2400	8	6	6		8	7	10	2		9
bentazone+dinoseb-acetate	960+1307.5	8	6	9		9	9		3		3
(480g/l a.c.)+(523g/l EC)											
fluroxpyr	60	5	7	5		10	4				4
(200g/l EC)	150	9	8	6		10	5				4
metsulfuron-methyl	20	8	6			7					1
(20% WG)	40	8	6			7					1
	80	8	8			8					1
pendimethalin/imazamethabenz	1000/ 625	9	2	2		9	5				4
(200/125g/l EC)	2000/1250	9	3	4		10	6				4

8B—5

TABLE 3

The selectivity and efficacy of herbicides applied post-emergence at 4 - 6 leaf stage of spring sown lupins; mean scores for all sites for years 1983 - 1986.

*Score 0 = no effect on crop or weed, 3 = acceptable damage to crop or efficacy on weed, 10 = total kill of crop or weed

Herbicide (formulation)	Rate (g a.i./ha) (l oil)	Crop Score*	Weed Score*				Number of ITCF, FNAMS & SPV
<u>Post-emergence</u>							
fluazifop-P-butyl+Agral [‡] (250g/l EC)	187.5	0	10	7	10	0	12
	375	0	10	8		0	12
quizalofop-ethyl+oil [‡] (100g/l EC)	125+1l	0	10	7	10	0	10
	250+2l	0	10	7	10	0	10
haloxyfop-ethoxyethyl+oil [‡] (125g/l EC)	125+0.5l	0	10	9			8
	250+1l	1	10	10			8
sethoxydim+oil [‡] (122g/l EC)	480+1l	0	10	6			7
	960+2l	0	10	8			7
alloxydim-sodium+oil [‡] (75% SP)	1125+1l	0					2
diclofop-methyl (360g/l EC)	900	0					2
carbetamide/dimefuron (50/25% WP)	875/437.5	0				4	1
	1750/ 875	0				4 5 2 4	2
	3500/1750	0				6 8 4 5	2
MCPB (400g/l a.c.)	1600	5				5	2
pyridate (45% WP)	900	6				4	2

[‡] Agral wetter added as 0.1% of spray volume

[‡] mineral oil additive

ANNUAL AND PERENNIAL GRASS WEED CONTROL IN OILSEED RAPE, PEAS AND LUPINS WITH POST-EMERGENCE GRAMINICIDES

K. ADAMCZEWSKI, A. PARADOWSKI

Institute of Plant Protection, Laboratory of Weed Control Miczurina 20,
60-318 Poznan, Poland

ABSTRACT

In the years 1984-1987, field experiments were carried out in Poland to assess the control of grass weeds in winter oilseed rape, peas and lupins (Lupinus albus, luteus and angustifolius), using post-emergence graminicides. Autumn applications controlled volunteer cereals and Apera spica-venti in winter oilseed rape. Effective control of Avena fatua and Echinochloa crus-galli in peas, and of Elymus repens and Agrostis tenuis in lupins resulted in significant increases in seed yield.

INTRODUCTION

Prolonged use of herbicides to control dicotyledonous weeds as well as lack of crop rotations has caused an increase in the occurrence of monocotyledonous weeds. High populations of grasses such as Apera spica-venti, Avena fatua, Echinochloa crus-galli and Elymus repens are frequently encountered in broad-leaved crops in Poland (Adamczewski, 1985). About 70% of winter oilseed rape crops are grown after cereals, therefore volunteer cereals constitute a major problem, and although rape herbicides such as metazachlor, tebutam or dimetachlor may give some control, post-emergence sprays are often necessary. A. fatua affects pea crops in many regions of Poland and incidence of E. crus-galli is increasing. Lupins are frequently grown after a fallow where E. repens occurs and Agrostis tenuis sometimes causes a problem.

In recent years new post-emergence graminicides have been introduced, which successfully control many species of monocotyledonous weeds and are selective in many broad-leaved crops. Graminicides have now been developed for oilseed rape and peas, but there has been less work in lupins although the area of lupins in Poland is increasing. Experiments in Poland evaluating control of dicotyledonous weeds (Adamczewski & Paszkiewicz, 1986) did not include grass weed control in lupins.

The purpose of the experiments carried out in Poland over the period 1984-1987 was to evaluate the efficacy of several graminicides in winter oilseed rape, peas, and in white (Lupinus albus), yellow (Lupinus luteus) and blue (Lupinus angustifolius) lupins.

MATERIALS AND METHODS

Experiments in winter oilseed rape from 1984-1986 and in peas from 1985-1987 were performed at the Experimental Department in Winnogora on a sandy clay soil with 1.6-1.8% humus content, while experiments in lupins in 1985 and 1986 were at the Experimental Department in Wiatrowo on a sandy soil containing 1% humus. All the experiments were carried out in a randomised block design with four replications. Plot area was 30m² for oilseed rape and 20m² for peas and lupins. Winter rape was sown in the latter part of August, and peas and lupins were sown at the beginning of April. The crops were harvested with a Hege combine harvester.

The herbicides were all applied by an air-pressurised back-pack sprayer using System 8002 Tee-Jet nozzles delivering a volume of 250 l/ha at pressure of 210 kPa. Graminicides fluazifop-P-butyl (as the commercial product containing adjuvants), haloxyfop-ethoxyethyl, sethoxydim and quizalofop-ethyl were evaluated in all crops and in addition cycloxydim, fenoxaprop-ethyl and diclofop-methyl were tested in peas.

The chemical metazachlor at a rate of 1.25 kg a.i./ha was applied pre-emergence in winter oilseed rape to control dicotyledonous weeds on all plots except on untreated controls, whereas graminicides for controlling volunteer cereals and *A. spica-venti* were applied to the foliage in autumn at the 4-6 leaf stage of oilseed rape and when grass weeds were at 3 - 5 leaf stage. In peas a tank mix of bentazone at 1.25 kg a.i./ha was used with all graminicide treatments to control both di- and monocotyledonous weeds, and applied when peas were at growth stage when plants were 10-12 cm high. Here *A. fatua* was at the 3 - 5 leaf stage but *E. crus-galli* was at the 1 - 3 leaf stage. In lupins, cyanazine at 1.0 kg a.i./ha was pre-emergence to control dicotyledonous weeds, and graminicides were applied when *E. repens* and *A. tenuis* were at the 5-6 leaf stage, and lupins at the 4 - 5 leaf stage of development.

Weed control was assessed for winter oilseed rape in the spring, and about 3 weeks after treatments were applied for peas and lupins, by counts of the number of weeds in 4 x 0.25m² quadrats per plot.

RESULTS

Winter oilseed rape

Data for efficacy and selectivity of herbicide treatments in oilseed rape are presented in Table 1.

TABLE 1

Influence of herbicides on weed control and on the yield and thousand seed weight of winter oilseed rape, 1984-1986

Herbicide	Rate (kg a.i./ha)	% control (numbers)			Yield [†] of seed (t/ha)	Weight of 1000 seeds (g)
		Volunteer cereals	<i>A.</i> <i>spica-</i> <i>venti</i>	Total BLW ^x		
fluazifop-P-butyl*	0.125	92	94	90	3.54 c	5.35
haloxyfop-ethoxyethyl*	0.125	92	92	89	3.53 c	5.32
sethoxydim*	0.200	77	83	88	3.31 bc	5.23
quizalofop-ethyl*	0.107	91	93	89	3.54 c	5.34
metazachlor	1.250	47	14	86	3.13 b	5.02
unsprayed controls (weed density /m ²)	-	(57)	(31)	(65)	2.49 a	4.79

* Sequential treatment, pre-emergence broad-leaved weed control metazachlor @ 1.25kg a.i./ha

^x dominant broad-leaved weeds (BLW): *Stellaria media*, *Viola arvensis*, *Matricaria* spp., *Lamium purpureum*, *Capsella bursa-pastoris*

[†] values with no letters in common are significantly different at the 95% confidence limit

The most effective graminicides in controlling volunteer cereals and *A. spica-venti* were fluazifop-P-butyl, haloxyfop-ethoxyethyl and quizalofop-ethyl. The rates of sethoxydim used appeared insufficient to give effective control of these grass weeds. Good control of dicotyledonous weeds was achieved with metazachlor which also gave a low level of grass weed control.

Graminicides used in the experiment were selective in winter oilseed rape. Yield of rape seed was a reflection of the level of weed control obtained and was therefore significantly higher for graminicide treatments than from metazachlor alone. Although yield of rape seed from sethoxydim treatment was lower, it did not differ statistically from the yield obtained after the application of the more effective treatments fluazifop-P-butyl, haloxyfop-ethoxyethyl and quizalofop-ethyl. Yield of the untreated control was 1.0 t/ha lower than that for the best herbicide combinations. The 1000 seed weights recorded were also dependent to a very large degree on efficacy of the treatments, particularly for dicotyledonous weed species.

Peas

Data for efficacy and selectivity of herbicide treatments in peas are presented in Table 2.

TABLE 2

Influence of herbicides on weed control and on the yield and thousand seed weight of peas, 1985-1987

Herbicide	Rate (kg a.i./ha)	% control (numbers)			Yield [†] of seed (t/ha)	Weight of 1000 seeds (g)
		<u>A.</u> <u>fatua</u>	<u>E. crus-</u> <u>galli</u>	Total BLW ^x		
fluazifop-P-butyl + bentazone	0.187+1.250	99	98	86	3.12 d	265
haloxyfop-ethoxyethyl + bentazone	0.187+1.250	98	98	88	3.10 d	264
sethoxydim + bentazone	0.400+1.250	94	94	76	2.89 cd	263
quizalofop-ethyl + bentazone	0.161+1.250	94	98	86	3.08 d	266
cycloxydim + bentazone	0.200+1.250	98	96	88	3.09 d	263
fenoxaprop-ethyl + bentazone	0.240+1.250	83	87	86	2.75 c	260
diclofop-methyl + bentazone	1.00+1.250	93	94	83	2.88 cd	263
bentazone	1.250	0	0	79	2.39 b	255
unsprayed controls (weed density /m ²)	-	(70)	(21)	(145)	1.66 a	245

^x dominant broad-leaved weeds (BLW): *Chenopodium album*, *S. media*,
V. arvensis, *Thlaspi arvense*, *Sinapis arvensis*

[†] values with no letters in common are significantly different at the 95% confidence limit

TABLE 3

Influence of herbicides on weed control and on the yield of lupins 1985 and 1986

Herbicide	Rate (kg a.i./ha)	% control (numbers)						Yield of seed ^z (t/ha)		
		<u>Elymus repens</u>			Total BLW ^x			White lupin	Yellow lupin	Blue lupin
		White lupin	Yellow lupin	Blue lupin	White lupin	Yellow lupin	Blue lupin			
fluazifop-P-butyl*	0.375	94	93	92	98	95	91	2.31 d	1.58 c	1.62 c
haloxyfop-etoxyethyl*	0.375	94	91	93	97	96	93	2.25 d	1.61 c	1.57 c
sethoxydim*	0.800	81	78	77	97	95	90	1.96 c	1.46 c	1.33 b
quizalofop-ethyl*	0.321	93	90	93	98	96	92	2.27 d	1.62 c	1.60 c
cyanazine	1.000	0	0	0	97	95	91	1.62 b	1.22 b	1.13 b
unsprayed controls (weed density/m ²)	-	(45)	(56)	(64)	(70)	(92)	(98)	1.28 a	0.96 a	0.88 a

* sequential treatment, pre-emergence broad-leaved weed control with cyanazine 1.0 kg a.i./ha

^x dominant broad-leaved weeds (BLW): C. album, S. arvensis, S. media, Centaurea cyanus^z values with no letters in common are significantly different at the 95% confidence limit

All treatments with graminicide tank mixes gave excellent control of heavy infestation of A. fatua and E. crus-galli, with the exception of the fenoxaprop-ethyl treatment which was the least effective at rate tested. Bentazone alone achieved good control of dicotyledonous weeds, and the addition of graminicides (with the exception of sethoxydim) as a tank-mix appeared to increase activity.

The graminicides used in tank mix with bentazone appeared to be selective to peas. Pea yields were related to the percentage weed control. All treatments yielded significantly higher than untreated plots. The highest yields were from the most effective tank mixes of bentazone plus fluazifop-P-butyl, haloxyfop-ethoxyethyl, cycloxydim and quizalofop-ethyl and yields from application of sethoxydim, diclofop-methyl and fenoxaprop-ethyl in tank mix were significantly lower than these. The 1000 seed weights followed a similar trend.

Lupins

Data for efficacy and selectivity of herbicide treatments in lupins are presented in Table 3.

E. repens the predominant grass weed, and A. tenuis occurred at the same sites and were assessed together in view of the difficulties in distinguishing these grasses from one another. The growth of these perennial grasses was similar in the three species of lupins, and the most effective treatments were with fluazifop-P-butyl, haloxyfop-ethoxyethyl and quizalofop-ethyl, with slightly inferior control from sethoxydim. The rate of sethoxydim used was insufficient for good perennial grass weed control in this crop. Destruction of dicotyledonous weeds with cyanazine was very effective.

Graminicides used in the experiment appeared to be selective in white, yellow and blue lupins. The degree of weed control achieved by the treatments was reflected in the yield of lupins. E. repens and A. tenuis appeared to be very competitive with the three lupin species and where these grasses were effectively controlled by graminicides, yield increases were much higher than where cyanazine alone controlled broad-leaved weeds.

DISCUSSION

The experiments demonstrated the effect of weed competition on crop yield. Under the climatic conditions of Poland early control of weeds, particularly volunteer cereals in winter oilseed rape is very important. The graminicides applied in the experiment eliminated competition from volunteer cereals and grasses at an early stage. In contrast, early weed control seems not to be necessary to maintain optimum yields in August sown oilseed rape (Lutman & Dixon, 1985) under climatic conditions in England.

In peas heavy infestation of A. fatua is very competitive and the experiments showed that effective control of A. fatua and E. crus-galli with all the graminicides tested was reflected in large yield increases, with the exception of fenoxaprop-ethyl at a rate of 0.24 kg a.i./ha which did not perform as well.

The area of lupins in Poland is increasing. Lupins are characterised by rather slow growth initially and the 'open' growth habit offers less competition than many crops. They are therefore subject to weed infestation

and early weed control is essential. The experiments highlighted the competitive nature of perennial species such as A. tenuis with lupins and their removal with effective graminicides resulted in large increases in yield.

All graminicides tested were safe to oilseed rape and the three lupin species (Lupinus albus, L. luteus and L. angustifolius). Peas were even tolerant of a tank mix of graminicide plus bentazone and with the exception of sethoxydim, an increased activity on broad-leaved weeds suggested a possible synergistic effect. Sethoxydim was used at rates recommended on the product label but seemed too low, and at 0.2 kg a.i./ha in oilseed rape control of volunteer cereals was slightly inferior to other graminicides, and similarly 0.8 kg a.i./ha was inferior in control of perennial grasses in lupins. In the experiments the most effective control of annual and perennial grasses and volunteer cereals was achieved with fluazifop-P-butyl, haloxyfop-ethoxyethyl and quizalofop-ethyl, and cycloxydim, which was only used in the peas for annual grasses, also gave good control.

REFERENCES

- Adamczewski, K. (1985) Chemiczna walka z chwastami na przestrzeni ubiegłych 25 lat i kierunki dalszego rozwoju herbologii (Chemical weed control during the last 25 years and directions of the further development of herbicides). Materiały XXV Sesji Naukowej Instytutu Ochrony Roślin, 95-114.
- Adamczewski, K.; Paszkiewicz, Z. (1986) Nowe herbicydy do zwalczania chwastów w uprawie lubinu białego, wąskolistnego i żółtego. (New herbicides for weed control in White, Blue and Yellow lupins). Materiały XXVI Sesji Naukowej Instytutu Ochrony Roślin, 97-111.
- Lutman, P.J. W.; Dixon, F. L. (1985) The effect of the timing of control of grass weeds on the yield of oilseed rape. Proceedings 1985 British Crop Protection Conference - Weeds 1, 209-216.

TERBUTHYLAZINE PLUS ISOXABEN FOR WEED CONTROL IN PEAS

G.P. HOBSON, P.J. RYAN

Ciba-Geigy Agrochemicals, Whittlesford, Cambridge, CB2 4QT.

ABSTRACT

The elimination of competitive and contaminant weeds in vining and dry harvest peas is essential in order to maximise yield and ensure high quality. Traditionally, a pre-emergence herbicide has been employed for weed control, however, wet weather may prevent application and dry soil conditions can reduce efficacy and thus necessitate the use of a post-emergence herbicide. This paper describes the efficacy and selectivity of a new product containing terbuthylazine/isoxaben 420/75 g a.i./ha with the flexibility for pre-emergence or early post-emergence application of both the crop and weeds.

INTRODUCTION

Over the years 1984-87 the United Kingdom hectareage of dry harvest peas has substantially increased from an estimated 30,000 to 95,000 ha. In the same period the vining pea hectareage has remained reasonably stable at an estimated 40,000 ha. The area of combining peas grown is likely to continue increasing, being one of the few crops where expansion of hectareage is expected. This is a direct result of several factors; the development of new pea varieties with increased yield potential and harvest ability, a strong demand for pea utilisation in animal feed (UK market estimated at 1.5 million tonnes), and the search by farmers for profitable alternative crops to cereals.

For successful establishment, peas require a friable, non-compacted seed bed and the absence of weed competition. After drilling, the window for application of a pre-emergence herbicide can range from greater than 21 to 7 days or less. Weather conditions may be unfavourable over this period for spray application and very few pea herbicides with soil residual properties are safe to apply both pre-emergence and post-crop emergence. SL 363 (terbuthylazine/isoxaben, 420/75 g a.i./ha) has been developed to fulfill the need for a herbicide with a flexible application timing of pre-emergence to early post-emergence of both crop and weeds with residual activity.

This paper summarises the results of 19 trials in commercial crops and three cultivar sensitivity trials carried out in the UK over the years 1985-87 to determine the efficacy and selectivity of this novel terbuthylazine/isoxaben mixture in peas.

MATERIALS AND METHODS

During the period 1985-87 15 efficacy trials located in areas of natural weed infestation were undertaken. The trials were of a randomized complete block design with three replicates and a plot size of 3 x 8 m. Treatments were made using a precision plot sprayer incorporating 6 Lurmark F11002 nozzles delivering 200 l/ha at 233 kPa. Treatment application was made at three distinct timings; pre-emergence, at emergence and early post-emergence of both the crop and weeds. Weed growth stage and population were recorded for species emerged at the second and third applications.

Weed populations were evaluated using quadrat counts 28-35 days after final treatment.

Selectivity was monitored in commercial crops of two vining and two dried pea varieties. Treatments were applied at twice normal rate (terbuthylazine/isoxaben, 840/150 g a.i./ha) at the timings as described above and yield data collected at the appropriate stage of maturity. Plot size was 3 x 12 m with four replicates in a randomized complete block design.

Taint and residue determinations are in progress.

Cultivar susceptibility was evaluated for terbuthylazine/isoxaben with some of the major vining and dry harvest pea cultivars. Terbuthylazine/isoxaben was applied at 420/75 and 840/150 g a.i./ha at the three timings and phytotoxicity assessed visually. The cultivars Vedette, Printana, Minerva and Rosakrone were included, as these are known to be sensitive to pre-emergence applications of some triazine herbicides (Gane et al., 1984).

Terbutryn /terbuthylazine formulated as a 350/150 g a.i./l SC was applied at the recommended rate according to soil type; 560/240 g a.i./ha to 1400/600 g a.i./ha over the range of soils coarse sandy loam to silty clay and peat. Terbuthylazine / isoxaben formulated as a 50% SC was applied at 420/75 g a.i./ha for weed control irrespective of soil type.

RESULTS

Efficacy (Table 1)

Twenty annual broad-leaved and one annual grass weed species were encountered in the efficacy trials. Terbuthylazine/isoxaben at 420/75 g a.i./ha applied over a wide range of soil types gave excellent control of 18 of these species when applied pre-emergence. There was particularly good control of the important Compositae and Scrophulariaceae species and of the Polygonaceae with the exception of Polygonum aviculare. Galium aparine and volunteer oilseed rape were not controlled although the only other cruciferous species, Sinapis arvensis was highly susceptible.

The weeds controlled by terbuthylazine/isoxaben applied at emergence or fully post-emergence were broadly similar to that from pre-emergence applications, with continued good control of the majority of species. For Matricaria spp. however, the degree of control declined from the 99% recorded for pre-emergence applications to 88% and 60% for the at emergence and early post-emergence applications respectively. Polygonum aviculare was susceptible to applications made at emergence but rapidly became tolerant to later applications. Volunteer oilseed rape which had not been controlled pre-emergence, was susceptible to at emergence or fully post-emergence applications independent of growth stage.

The only grass species encountered, Poa annua was susceptible to terbuthylazine/isoxaben at all application timings.

Varietal Reaction (Table 2)

Minerva and Rosakrone (forage peas) were sensitive to terbuthylazine/isoxaben (420/75 and 840/150 g a.i./ha) applied pre-emergence and post-emergence. Printana and Vedette were also sensitive pre-emergence but this appeared to be soil type related with damage apparent only on a light

soil type. All the other 17 cultivars (Table 2) were highly tolerant of double rates (840/150 g a.i./ha) terbuthylazine/isoxaben. All dry harvest and vining pea cultivars did not exhibit any cultivar response and were tolerant of terbuthylazine/isoxaben applied post-emergence irrespective of soil type.

TABLE 1

Weed control with terbuthylazine/isoxaben and terbutryn /terbuthylazine.

terbutryn (g a.i./ha)	560-1400*			
terbuthylazine (g a.i./ha)	420	240-600*	420	420
isoxaben (g a.i./ha)	75		75	75
Application time	pre-em	pre-em	at em	post-em
Weed Species	Mean % Control** (no. of sites)			
<u>Aethusa cynapium</u>	99 (4)	97 (4)	-	-
<u>Anagallis arvensis</u>	100 (1)	100 (1)	-	-
<u>Chenopodium album</u>	98 (1)	100 (1)	100 (1)	98 (1)
<u>Galeopsis tetrahit</u>	96 (2)	93 (2)	95 (1)	97 (1)
<u>Galium aparine</u>	18 (2)	0 (2)	0 (1)	16 (1)
<u>Lamium purpureum</u>	98 (2)	100 (2)	-	-
<u>Matricaria spp.</u>	99 (9)	100 (9)	88 (5)	60 (5)
<u>Poa annua</u>	93 (2)	96 (2)	96 (2)	91 (2)
<u>Polygonum aviculare</u>	85 (5)	97 (5)	91 (1)	0 (1)
<u>Polygonum convolvulus</u>	91 (7)	94 (7)	93 (2)	80 (2)
<u>Polygonum lapathifolium</u>	100 (2)	100 (2)	99 (2)	100 (2)
<u>Polygonum persicaria</u>	94 (2)	98 (2)	98 (2)	93 (2)
<u>Senecio vulgaris</u>	100 (2)	100 (2)	-	-
<u>Sinapis arvensis</u>	98 (6)	97 (6)	100 (2)	95 (2)
<u>Sonchus arvensis</u>	100 (2)	100 (2)	100 (1)	100 (1)
<u>Stellaria media</u>	98 (4)	98 (4)	90 (2)	100 (2)
<u>Veronica arvensis</u>	100 (1)	98 (1)	100 (1)	-
<u>Veronica hederifolia</u>	94 (2)	98 (2)	97 (1)	93 (1)
<u>Veronica persica</u>	97 (5)	98 (5)	100 (1)	100 (1)
<u>Viola arvensis</u>	99 (5)	98 (5)	100 (1)	100 (1)
Volunteer oilseed rape	41 (2)	33 (2)	100 (2)	100 (2)

* Rate of application dependant on soil type.

** Mean % control as reduction in the number of weeds relative to untreated

TABLE 2

Cultivars examined for herbicide varietal reaction.

Cultivars tested in 1986 and 1987	Cultivars tested in 1986 only	Cultivars tested in 1987 only
Bunting	Belinda	Consort
D.S.P.	Bikini	Countess
Markana	Danielle	
Printana	Filby	
Progreta	Finale	
Scout	Imposant	
Sprite	Maro	
Vedette	Minerva	
Waverex	Rosakrone	
	Sparkle	

Selectivity

Terbuthylazine/isoxaben had an excellent crop safety margin when applied pre-emergence, at emergence, or early post-emergence of the crop. With the exception of the sensitive varieties noted, damage was not seen pre-emergence from double rate applications, except at one site. In that particular case, damage was seen when heavy rainfall occurred after pre-emergence application and the soil became waterlogged. Treatments applied at emergence and early post-emergence caused slight leaf margin yellowing and subsequently leaf margin thickening. These symptoms were not significant as they were quickly outgrown and vigour was not impeded.

Yield Data (Table 3)

Four trials consisting of two vining pea and two dry harvest pea varieties were examined at weed free or low weed infestation sites for the effect of terbuthylazine/isoxaben on yield. No significant effect on yield was recorded for any of the double rate treatments (Table 3), at any time.

TABLE 3

Effect on mean grain yield (as % of untreated plot yields at low weed population sites, four sites).

terbutryn (g a.i./ha)	1120-2800*				Untreated (t/ha)
terbuthylazine (g a.i./ha)	840	480-1200*	840	840	
isoxaben (g a.i./ha)	150		150	150	
Application time	pre-em	pre-em	at em	post-em	
Vining peas	91.4	103.1	99.8	102.7	5.1
Dry harvest peas	97.2	103.4	100.5	101.9	5.3
Significance @ P = 0.05	NSD	NSD	NSD	NSD	

* Rate of application dependent on soil type.

DISCUSSION

Terbuthylazine/isoxaben as a 50% SC formulation of 420/75 g a.i./l had a wide margin of crop safety, with the exception of the triazine sensitive cultivars; Minerva, Rosakrone, Printana and Vedette following a pre-emergence application. Significantly, there was no apparent cultivar response from at emergence or early post-emergence applications. In common with other herbicides, applications made under some weather conditions, in particular those which cause stress to the crop, are liable to result in crop damage. This was the case in one field trial where the waterlogged soil conditions following applications resulted in reduced emergence. Those plants which emerged normally showed hypocotyl thickening, indicating that the presence of surface water resulted in a concentration of herbicide at the hypocotyl/soil interface.

Terbuthylazine/isoxaben at 420/75 g a.i./ha gave effective control of P. annua when applied pre-emergence, at emergence or early post-emergence of the weeds. Although volunteer oilseed rape was highly susceptible to at emergence and post-emergence applications, it did show tolerance to pre-emergence applications. In view of the known sensitivity of oilseed rape to isoxaben (Huggenberger *et al*, 1982) the degree of tolerance noted here could be related to the variable depth of germination of the rapeseed. Soil cultivation practices following oilseed rape cultivation are liable to distribute seed through the soil profile to considerable depth. As isoxaben is relatively immobile in the soil, a proportion of deep germinating and emerging rapeseed plants are liable to escape the effects of a pre-emergence application. Applied post-emergence, however, the potency of isoxaben is unhindered resulting in the very high levels of control recorded.

The large number of species encountered in these trials demonstrates the wide weed control spectrum of terbuthylazine/isoxaben. The flexibility endowed by the choice of application timings is particularly significant in view of the changeable weather conditions often associated with the period of pea crop establishment.

In 1986 dinoseb-amine and dinoseb-acetate were withdrawn from commercial use in peas, pending review, thus severely curtailing the present post-emergence options available to the grower, here terbuthylazine/isoxaben may be a possible alternative. The post-emergence efficacy and safety of this combination also indicates a possible extension of use to very light soils or to soils with a high organic matter content where few herbicides are recommended for use.

Two years field testing with terbuthylazine/isoxaben have demonstrated a useful role for this herbicide in pea production. The flexibility and versatility of this combination offer significant advantages to pea growers, over many herbicides currently available.

ACKNOWLEDGEMENTS

Isoxaben was supplied by Elanco UK Ltd. The authors wish to thank all co-operating farmers who provided trial sites, and colleagues who have assisted in these trials.

REFERENCES

- Gane, A.J.; Biddle, A.J.; Knott, C.M.; Eagle, D.J. (1984) In: The PGRO Pea Growing Handbook, Fifth Edition, Peterborough: Processors & Growers Research Organisation, 116-117, 130-131.
- Huggenberger, F.; Jennings, E.A.; Ryan, P.J.; Burow, K.W. (1982) EL-107 a new selective herbicide for use in cereals. Proceedings 1982 British Crop Protection Conference - Weeds 1, 47-52.

HERBICIDE RATES AND TIMING FOR BROAD-LEAVED WEED CONTROL IN SPRING FIELD BEANS GROWN ON ORGANIC SOILS

R.A.E. CLEAL

Arthur Rickwood Experimental Husbandry Farm, Mepal, Ely, Cambs, CB6 2BA

ABSTRACT

Results from three years' trials with spring sown field beans (*Vicia faba*) on organic soils comparing propyzamide with the 'standard' herbicide simazine, each applied at one or two rates as full or split doses, showed broad-leaved weed control was no better with propyzamide. Yields were sometimes higher with propyzamide, but not sufficiently to justify the cost of the high rates necessary. Four other residual herbicides, compared with similar applications of simazine and with bentazone over a further two years, achieved less consistent weed control. Both trial series showed that split doses of simazine improved weed control where frequent rainfall occurred but tended to increase crop damage under these conditions. Rates of 3 kg a.i./ha were safer than 6 kg a.i./ha, especially when applied as split doses. Bentazone applied as two post-emergence sprays achieved the best weed control in one year and caused only transient crop damage in both years tested.

INTRODUCTION

Since 1984 the area of field beans (*Vicia faba*) grown in the UK has steadily increased (M.A.F.F., 1986), largely as a result of the expanding popularity of spring sown varieties. Unfortunately, advances in breeding spring field beans have not been matched by advances in broad-leaved weed control; more widespread use of glyphosate pre-harvest in cereal crops and developments with specific graminicides have reduced the severity of grass weed problems, but some broad-leaved weeds such as *Polygonum* spp. and *Galium aparine* remain a problem (Lawson & Wiseman, 1978, Hebblethwaite et al, 1983).

Trials by Glasgow et al (1976) showed that yields of spring beans were almost halved in the absence of any weed control, yet considerable reductions in yield can also result from herbicide damage. Since their introduction in the 1950's, simazine pre-emergence and dinoseb acetate post-emergence have until recently accounted for nearly all commercial herbicide usage in the U.K., yet both have phytotoxic effects on the crop and can reduce yields as a result (Roebuck, 1970, Lawson & Wiseman, 1978). Since the use of dinoseb products was suspended, growers have no fully approved herbicides for post-emergence use in spring field beans and have to rely on pre-emergence applied residual materials for chemical weed control.

In practice the use of pre-emergence chemicals can sometimes cause severe problems. Firstly, the phytotoxic effect of simazine increases with shallower drilling depth (Holloway, 1974) and with heavy rainfall, and the commercial recommendation for at least 75mm of soil cover is often difficult to achieve. Alternative residual materials such as trietazine/simazine and terbutryn/terbuthylazine do not require such deep drilling and are safer to the crop (Fryer & Makepeace, 1978). Secondly, wet soils and poor weather conditions frequently prevent the application of pre-emergence chemicals within their permitted timings, and conversely,

dry soil conditions may severely limit the activity of residual materials. In addition, soil types impose further restrictions on the use of these chemicals in that crop damage due to leaching readily occurs on very light soils, and at the other extreme, poor activity results on soils with high levels of organic matter.

The difficulty of controlling weeds with residual chemicals on organic soils led to the initiation of the series of trials reported here. However, the more recent results on sequential treatments applied both pre- and post-emergence are relevant to all soils where, for the reasons already mentioned, levels of weed control or crop damage may be unacceptable.

MATERIALS AND METHODS

Two different trials series were conducted over a five year period comparing a range of herbicides for spring sown field beans grown on organic soils. Trials were sited on soils of 15% organic matter (o.m.) in 1983, 23 to 30% o.m. in 1984, 1986 and 1987 and 14% o.m. in 1985. The crops were drilled in 18 or 25cm rows, except in 1987 when 12cm rows were used, at a seed rate of approximately 200 kg/ha. In all years, a drilling depth of at least 75mm was achieved. In the first two years, all treatments were applied in 480 l/ha water; in subsequent years, pre-emergence treatments were applied in 500 or 600 l/ha and post-emergence treatments in 250 l/ha. An Oxford Precision Sprayer fitted with TeeJet 8002 fan nozzles was used, operating at 2 bar pressure. Plot sizes were 3 x 15m in the first two years, with 2.6 x 13m harvested, and 4 x 22.5m in subsequent years with 2.8 x 20m harvested.

The first trial series from 1983 to 1985 inclusive tested the activity of simazine (50% a.i., SC) and propyzamide (50% a.i., WP) on organic soils. In 1983, a total of 6.0 kg a.i./ha simazine or 4.5 kg a.i./ha propyzamide were applied to cv Blaze sown on 9 March either as one full dose 5 days after sowing (DAS), or as two (5 and 27 DAS), three (5, 27 and 48 DAS), four (5, 15, 27 and 37 DAS) or six (5, 15, 27, 37, 48 and 57 DAS) split doses. Initial crop emergence was noted on the third spray date, and full emergence had occurred when the fourth spray was applied.

In 1984, a total of 6.0 or 3.0 kg a.i./ha simazine or 4.5 or 2.25 kg a.i./ha propyzamide were applied to cv Blaze sown on 16 February, either as one full dose 8 DAS, three split doses 8, 31 and 53 DAS, or six split doses 8, 18, 31, 39, 53 and 62 DAS. Crop emergence was first observed at the time of the fourth spray.

In 1985, the same total rates of chemicals as used in 1984 were applied either as one full dose on the day after sowing or as three split doses 1, 21 and 44 days after sowing cv Nabor on 5 March. The crop was fully emerged by the time of the final spray.

In 1986, the first year of the second trial series, the same rates of simazine were tested, but applied as one full dose 5 days after sowing or as three split doses 5, 25 and 52 days after sowing. These treatments were compared with a late pre-emergence application of terbutryn/terbutylazine (50% a.i., SC), a sequence of metazachlor (500g a.i./l, SC) late pre-emergence followed by cyanazine (50% a.i. SC) post-emergence and with split post-emergence doses of bentazone (48% a.i., a.c.) applied when the crop was at the 2 leaf stage and again when it was 10-15cm high. Rates and timings are shown in Table 3. The crop of cv Alfred

high. Rates are shown in Table 3. The crop, cv. Alfred, drilled on 12 March was partially emerged at the time of the second simazine application.

In the 1987 trial, the rates of simazine were reduced by half so that they more closely resembled the maximum recommended rates on product labels. The timings, at 13 or 13, 33 and 62 days after sowing, were similar to those used in previous years. The terbutryn/terbuthylazine and bentazone treatments were retained and were compared with cyanazine post-drilling, chlorpropham/fenuron (200/50g a.i./l, SC) late pre-emergence, a tank mix of simazine plus paraquat (18% a.i., a.c.) late pre-emergence and a sequence of simazine post-drilling followed by bentazone applied as previously described. Rates and timings are shown with the results in Table 4. The crop treated was cv Troy sown on 11 March.

Throughout both trial series treatment efficacy was assessed by scoring weed vigour and estimating weed ground cover. In three of the trials populations of individual weed species were counted using five 0.1m² quadrats per plot. In the final year weeds visible above the crop were assessed. Crop tolerance to treatments was assessed by scoring crop vigour, counting plant populations and in some years by measuring crop height. All trials were combine harvested and grain yields recorded.

RESULTS

In the presence of more than adequate rainfall and soil moisture on all application dates in 1983, good residual herbicide activity resulted in a high level of weed control, and no visible differences in efficacy of treatments were observed. The results in Table 1 show that although propyzamide reduced crop vigour initially, particularly when applied in only one, two or three doses, simazine ultimately caused the greatest reduction in crop height and yield ($P < 0.001$).

TABLE 1

Crop vigour, height and grain yield (t/ha @ 85% DM) 1983

Herbicide	Rate (kg a.i./ha)	x number sprays	Crop vigour score* 11 May	Crop height (cm) 26 Aug	Yield (t/ha)
simazine	6.0	x 1	10.0	92	2.83
simazine	3.0	x 2	10.0	73	2.55
simazine	2.0	x 3	8.0	58	2.41
simazine	1.5	x 4	10.0	80	2.55
simazine	1.0	x 6	8.7	53	2.41
propyzamide	4.5	x 1	5.3	100	3.45
propyzamide	2.25	x 2	6.0	103	3.17
propyzamide	1.5	x 3	7.3	103	3.17
propyzamide	1.125	x 4	8.7	103	3.38
propyzamide	0.75	x 6	8.7	87	3.45
Mean			8.3	85	2.94
SED (comparing treatments)			±0.81	±6.6	±0.278

SE per plot (18 df) = ±0.341 t/ha or 11.6% of GM

*Score (linear scale): 0 = killed, 10 = no visible treatment effect

In 1984, soil moisture was low directly after drilling and again throughout April and the first half of May. As a result, weed control was less effective than in 1983 but crop damage was not as severe. Weed populations (predominantly Bilderdykia convolvulus, Polygonum persicaria and Polygonum lapathifolium, Polygonum aviculare and Galeopsis speciosa) were lower than normal for this soil type, and were controlled equally well whether or not the herbicides were applied in one dose or as split doses (Table 2). Weed populations were lower where the high rate of propyzamide was applied, but were similar for all other treatments. There were no measurable treatment effects on the numbers of individual weed species. Plant populations were not affected by treatment, although there was an indication as in 1983 that propyzamide was causing a slight reduction in early crop vigour. This effect did not persist, and yields, although variable, were similar for all treatments.

TABLE 2

Crop vigour and yield, 1984 and 1985, weed populations 1984 and weed vigour and percentage ground cover 1985.

Herbicide	Rate (kg a.i./ha)	x	number sprays	Weeds	Weed	Weed	Crop		Yield	
				(no/m ²)	vigour score#	cover (%)	vigour score#	score#	(t/ha @ 85% DM)	
				24 May 1984	22 May 1985	22 May 1985	24 May 1984	22 May 1985	1984	1985
simazine	6.0	x	1	40	4.5	25	6.3	5.5	4.29	2.88
simazine	2.0	x	3	41	4.0	20	5.4	5.0	4.65	2.37
simazine	1.0	x	6	39	*	*	5.7	*	4.44	*
simazine	3.0	x	1	40	5.8	34	6.4	6.3	4.49	3.59
simazine	1.0	x	3	44	6.3	26	6.3	6.5	4.42	3.59
simazine	0.5	x	6	50	*	*	6.1	*	4.27	*
propyzamide	4.5	x	1	32	5.3	24	4.5	6.8	4.60	3.26
propyzamide	1.5	x	3	29	3.3	15	5.1	6.5	4.63	3.16
propyzamide	0.75	x	6	34	*	*	5.4	*	4.62	*
propyzamide	2.25	x	1	41	5.5	32	5.2	6.5	4.52	3.32
propyzamide	0.75	x	3	45	6.0	25	5.3	7.0	4.26	3.84
propyzamide	0.375	x	6	42	*	*	5.3	*	4.12	*
Mean				40	5.1	25	5.6	6.3	4.44	3.25
SED (comparing treatments)				±8.2	±0.68	±6.4	±0.36	±0.52	±0.22	±0.28

SE per plot:- 1984 (33 df) = 0.315 t/ha or 7.1% GM.

1985 (21 df) = ±0.403 t/ha or 12.4% of GM.

#Crop and weed vigour score (linear scale): 0 = killed

9 = no visible treatment effect

*Treatments omitted in 1985.

The spring of 1985 was again wet with regular rainfall throughout March, April and May. All treatments had low infestations of weeds by harvest, although some marked differences in weed levels were noted in May (Table 2). Weed cover and weed vigour were lowest where the higher rates of both herbicides were applied as split doses. In contrast to the two previous years, early crop vigour was not visibly affected by

propyzamide but was slightly reduced by simazine applied at the 6 kg a.i./ha rate, regardless of timing. This effect persisted and resulted in lower yields, especially following split dose applications ($P < 0.01$).

In 1986, between 4 and 11mm of rain fell after every residual herbicide treatment and good herbicide activity resulted. Table 3 shows that the overall level of weed control achieved for all simazine treatments was good, whether applied as full or split doses of either rate. The terbutryn/terbuthylazine and metazachlor treatments were delayed until 'late' pre-emergence, actually 16 days before the crop emerged, in an attempt to prolong their residual effect until after emergence. This was not successful for terbutryn/terbuthylazine, and a high population of weeds resulted, which only failed to develop further due to vigorous crop growth. Following the sequence of metazachlor and cyanazine, the resultant lack of crop vigour failed to smother a relatively low initial weed population, which ultimately developed to unacceptable levels. Bentazone applied as two post-emergence doses 13 days apart did not control some of the larger weeds, but the high population of weeds recorded in June did not subsequently develop due to strong crop competition. Principal weed species recorded were *Veronica persica*, *P. aviculare*, *G. aparine*, *Stellaria media* and *B. convolvulus*. Although differences were not significant, simazine appeared more effective on *P. aviculare* and *S. media*, whereas *G. aparine* was best controlled by bentazone or metazachlor followed by cyanazine.

TABLE 3

Weed populations and percentage ground cover, and crop height and yield (t/ha @ 85% DM), 1986

Herbicide	Rate (kg a.i./ha)	Timing	Weeds (no/m ²)		Crop height (cm)		Yield (t/ha)
			6 Jun	8 Jul	17 Jun	12 Aug	
simazine	6.0	post-drill	22	3	74	106	4.33
simazine	3.0	post-drill	31	13	76	106	4.14
simazine	2.0	post-drill					
"	2.0	" +3 wks	16	8	54	88	3.73
"	2.0	" +6 wks					
simazine	1.0	post-drill					
"	1.0	" +3 wks	27	8	71	100	4.55
"	1.0	" +6 wks					
terbutryn/ terbuthylazine	1.4/ 0.6	late pre-em	57	12	78	109	4.51
metazachlor	0.75	late pre-em	23	30	46	82	3.68
cyanazine	0.25	post-em					
bentazone	0.72	crop @ 2 leaves	47	13	78	111	4.79
"	0.72	crop @ 10-15 cm					
Mean			34	15	67	99	4.20
SED (comparing treatments)			±11.6	±5.6	±2.5	±2.3	±0.286

SE per plot (21 df) = ±0.405 t/ha or 9.6% of GM.

Simazine applied as one post-drilling spray did not adversely affect the crop whereas both split dose treatments caused some reduction in height and vigour. This effect was greater where three 2 kg a.i./ha doses were applied, and a considerably lower yield resulted ($P < 0.05$). Crop growth was vigorous throughout where terbutryn/terbuthylazine was used, and following bentazone, which caused only transient crop scorch. In contrast, the crop emerged with severely blackened leaves and leaf margins following pre-emergence metazachlor, and cyanazine applied post-emergence appeared to cause prolonged crop stunting and a poor yield resulted.

TABLE 4

Populations of individual weed species and of total weeds, weed vigour, percentage ground cover and percentage visible above the crop, 1987

Herbicide	Rate (kg a.i./ha)	Timing	<i>B. convolvulus</i> (no/m ² 3 June)	<i>Polygonum spp.*</i> (no/m ² 3 June)	Total weeds (no/m ² 3 June)	Weed vigour # (score 25 June)	Weed ground cover (% 25 June)	Weed cover above crop (% 27 July)
simazine	3.0	post-drill	44	35	303	7.7	90	48
simazine	1.5	post-drill	57	46	315	8.7	82	53
simazine	1.0	post-drill						
"	1.0	" +3 wks	62	18	253	8.3	69	26
"	1.0	" +6 wks						
simazine	0.5	post-drill						
"	0.5	" +3 wks	65	41	349	8.3	93	48
"	0.5	" +6 wks						
terbutryn/ terbuthylazine	1.4/ 0.6	late pre-em	33	30	235	9.0	92	83
cyanazine	3.0	post-drill	48	37	279	7.7	70	41
chlorpropham/ fenuron	1.2/ 0.3	late pre-em	49	37	307	8.3	93	65
simazine + paraquat	1.15+ 0.8	late pre-em	46	30	309	8.3	97	65
bentazone	0.72	crop @ 2 leaves	11	1	132	6.0	53	2
"	0.72	crop @ 10-15 cm						
simazine	1.15	post-drill						
bentazone	0.72	crop @ 2 leaves	11	1	131	5.7	68	0
"	0.72	crop @ 10-15 cm						
Mean			43	28	261	7.8	81	43
SED (comparing treatments)			±16.9	±13.0	±80.4	±0.68	±14.4	±15.0

**Polygonum* spp. includes *P. lapathifolium* and *P. persicaria*.

#Weed vigour score (linear scale): 0 = killed

9 = no visible treatment effect.

Although wet conditions persisted after drilling in 1987, the soil dried out considerably after the late pre-emergence treatments and the second split dose of simazine were applied, though it became wetter throughout most of May. Partly as a result of these dry conditions and a slightly more organic site, weed control was generally very poor. The predominant weed species were *B. convulvulus*, *Viola arvensis* and *Polygonum* spp. Where control was poor, *P. lapathifolium*, *P. persicaria* and to a lesser extent *B. convulvulus* and *G. speciosa* had emerged above the crop canopy by mid-July. Only populations of *B. convulvulus* and *P. lapathifolium/persicaria* varied according to treatment (Table 4). Of the simazine treatments, only the 3 x 1.0 kg a.i./ha dose appeared to slightly reduce the levels of weed infestation which were otherwise unacceptably high. The addition of paraquat to simazine did not improve control. No other pre-emergence treatments achieved a useful level of control, although terbutryn/terbuthylazine may have reduced initial weed populations. Only where bentazone was applied were weed populations, predominately of *P. aviculare*, significantly lower than for most of the other treatments, and the weed vigour 37 days after spraying was the lowest recorded. Weed ground cover on the bentazone treatments tended to decrease due to crop competition after the June assessment, and only on these treatments did the crop remain clearly visible by late July. Preceding bentazone with simazine at 1.15 kg a.i./ha gave no advantage.

No treatment effects on crop vigour were observed. Low levels of leaf scorch developed following the early spray of bentazone (applied in sunny conditions with a temperature of 20°C) which did not appear to affect the subsequent vigour of the crop.

DISCUSSION

On organic soils, applying a given rate of soil-acting herbicide as split doses has been shown to build up residual activity to a greater level than the same rate applied as one dose (May, 1983). However, this effect was not consistently observed in these trials for either simazine or propyzamide, and a significant improvement in weed control was recorded only in 1985. These results suggest there is no strong case for splitting the full rate into more than three repeat doses.

The effect on crop safety of splitting the simazine dose was variable, but both crop damage and yield reductions tended to be greater in seasons with regular and above average rainfall. Rates in excess of 3 kg a.i./ha appeared to greatly increase the risk of damage especially when applied as split doses. No foliar crop damage was observed following peri- and post-emergence applications of simazine in the split dose treatments tested, and the best combination of weed control and crop yield on this soil type seems most likely to result from three doses of 1.0 kg a.i./ha simazine applied at 3-4 week intervals.

Propyzamide did not generally achieve higher levels of weed control than simazine. Crop yields tended to be higher following its use, even where early vigour was reduced, but the yield advantage did not appear consistent enough to warrant the extremely high cost of propyzamide (equivalent to 0.6-1.2 t/ha extra yield at current prices) at the rates necessary to achieve satisfactory weed control on this soil type.

Residual activity of the alternative soil-acting herbicides tested was no more reliable than that of simazine, even when delayed until late pre-emergence. Although terbutryn has useful contact activity, the

residual activity of terbutryn/terbuthylazine was insufficient on the organic soils for control of Polygonum spp. and B. convolvulus, even at the high rate tested. Cyanazine proved safe to the crop when applied before emergence, but was too phytotoxic post-emergence and did not control weeds very well on either occasion. Weed control was very poor with chlorpropham/fenuron, as it was with the 'label' rates of simazine tested in 1987.

In 1987, two split dose post-emergence applications of bentazone applied to weeds at the two to four leaf stage only, achieved a valuable reduction in weed competition from most species except for P. aviculare, though it was no better than any other treatment in 1986. In both years the crop rapidly grew away from the transient crop scorch caused by this chemical. On a field scale at Arthur Rickwood Experimental Husbandry Farm, the use of simazine post-drilling followed by two post-emergence applications of bentazone over the past two years has achieved reliable weed control. Bentazone could therefore prove useful in the UK in the absence of a post-emergence herbicide recommendation for spring sown field beans following the suspension of dinoseb products.

Observations made throughout these trials series confirmed the importance of crop competition in suppressing weed growth, provided that a sufficiently high seed rate and narrow row spacing was used. As long as some degree of initial weed control was achieved by herbicides, without reducing crop vigour, the crop usually outgrew and smothered most weeds successfully. Where early weed control was poor, or a check in the growth of the crop was caused by herbicides, vigorous growth of weeds such as G. aparine, B. convolvulus, P. lapathifolium, P. persicaria, G. speciosa, and to a lesser extent, P. aviculare, rapidly overwhelmed the crop, causing severe harvesting difficulties and yield losses.

REFERENCES

- Fryer, J.D.; Makepeace, R.J. (Eds) (1978) Weed Control Handbook, Vol II Recommendations. 8th edition. Oxford: Blackwell Scientific Publications 532 pp.
- Glasgow, J.L.; Dicks, J.W.; Hodgson, D.R. (1976) Competition by, and chemical control of, natural weed populations in spring field beans (Vicia faba). Annals of Applied Biology **84**, 259-269.
- Hebblethwaite, P.D.; Hawtin, G.C.; Lutman, P.J.W. (1983) The husbandry of establishment and maintenance. In: The Faba Bean (Vicia faba L.), A Basis for Improvement P.D. Hebblethwaite (Ed), London: Butterworths, pp. 271-312.
- Holloway, K.N. (1974) The production of the field bean (Vicia faba L.) Hons degree dissertation, University of Nottingham.
- Lawson, H.M.; Wiseman, J.S. (1978) New herbicides for field bean. Proceedings 1978 British Crop Protection Conference - Weeds **2**, 769-776.
- M.A.F.F. (1986) Agricultural Returns - Final Results of the June Census 1984, 1985 and 1986. Guildford: Ministry of Agriculture, Fisheries and Food Statistical Service.
- May M.J. (1983). The WRO Fen Soils Project - a review of twenty years fruitful collaboration with the Arthur Rickwood EHF. Weed Research Organisation Tenth Report, 38-47.
- Roebuck, J.F. (1970) Weed control in spring sown field beans. Proceedings 10th British Weed Control Conference **2**, 519-523.

SESSION 8C

HERBICIDE RESISTANCE IN CROPS AND WEEDS: II

CHAIRMAN MR R. J. MAKEPEACE

SESSION
ORGANISER MS P. H. MOULT

RESEARCH REPORTS

8C-1 to 8C-9

THE USE OF GLUFOSINATE AS A SELECTIVE HERBICIDE ON GENETICALLY ENGINEERED RESISTANT TOBACCO PLANTS

J. LEMANS, M. DE BLOCK, K. D'HALLUIN, J. BOTTERMAN, W. DE GREEF
Plant Genetic Systems N.V., J. Plateaustraat 22, B-9000 Gent, Belgium

ABSTRACT

Glufosinate is a non-selective herbicide which acts by inhibiting plant glutamine synthetase. Recombinant DNA technology has been used to introduce and express into several plant species an enzyme that modifies the herbicide into a non-herbicidal form. Greenhouse tests and a subsequent field test demonstrated complete resistance of engineered tobacco plants to field dose applications of glufosinate.

INTRODUCTION

Recent progress in plant genetic engineering makes it possible to transfer and express new genes into plants. This technology has been applied with success to several crop plants such as tomato, potato, cotton and oilseed rape. Engineering resistance to total herbicides provides a new and attractive alternative for weed control in several crop plants. Progress towards engineering resistance has been obtained for glyphosate (Comai *et al.*, 1985; Shah *et al.*, 1986) and for the sulfonylurea and imidazolinone herbicides (Chaleff & Ray, 1984; Shaner & Anderson, 1985).

We present our results on engineering resistance to the non-selective herbicides glufosinate (Bayer *et al.*, 1972) and bialaphos (Ogawa *et al.*, 1973). Bialaphos is a tripeptide antibiotic produced by *Streptomyces hygroscopicus*. It consists of glufosinate, an analogue of L-glutamic acid and two L-alanine residues. Upon removal of these residues by peptidases, glufosinate is a potent inhibitor of glutamine synthetase. This enzyme plays a central role in the assimilation of ammonia and in the regulation of nitrogen metabolism in plants. It is the only enzyme in plants that can detoxify ammonia released by nitrate reduction, amino acid degradation and photorespiration. Inhibition of glutamine synthetase by glufosinate causes rapid accumulation of ammonia which leads to death of the plant cell. Glufosinate is chemically synthesised ('Basta', 200 g a.i./l) while bialaphos is produced by fermentation of *S. hygroscopicus* ('Herbiace', 330 g a.i./l).

Recently, a bialaphos resistance gene (*bar*) has been isolated from *S. hygroscopicus*, the bacterium that produces bialaphos. This gene encodes a glufosinate acetyltransferase (Thompson *et al.*, 1987) which acetylates the free NH₂-group of glufosinate and thereby prevents its autotoxicity in *S. hygroscopicus*.

In this paper we report that a field test on transgenic plants expressing this gene proved their complete resistance to field dose applications of glufosinate.

MATERIALS AND METHODS

Transfer and expression of the bar gene in plants

Agrobacterium derived vectors were used to transfer a chimeric bar gene in tobacco, tomato and potato plants. The chimeric gene was expressed using a plant specific promoter. Transgenic plants containing this gene were regenerated from single cells using tissue culture techniques (De Block et al., 1987).

Greenhouse tests

As a more sensitive indicator of glutamine synthetase inhibition, ammonia accumulation (De Block et al., 1987) was measured in transgenic and non-transformed tobacco plants treated with glufosinate at 1600 and 4000 g a.i./ha, under greenhouse conditions.

Field experiment

In 1987, a field experiment was performed at the Tobacco Institute SEITA in Bergerac, France. Two transgenic tobacco lines (N78-107 and N78-108) were tested. They are both derived from Nicotiana tabacum cv Petit Havane SR1 which was used as the control tobacco line. Both transgenic lines contain a single copy of the herbicide resistance gene and hence segregate resistant and sensitive seedlings at a 3 to 1 ratio after selfing (F1). Seeds were germinated in the greenhouse and sensitive seedlings were eliminated by spraying with glufosinate at 1000 g a.i./ha. F1 progeny that expressed the resistance were transferred to the field on 10 June, 1987. Plots consisted of 5 rows, each of 20 plants. Tobacco seedlings were planted at 0.5 m x 0.3 m spacing giving a plot size of 2 m x 5.7 m. Treatments were arranged in randomised block design with 2 replicates.

Glufosinate was applied 20 days after planting at 1000, 2000 and 4000 g a.i./ha. Chemical treatments were made with an Oxford Precision knapsack sprayer at 2 kg/cm² pressure and at a volume of 500 l/ha. The crop was treated with a metalaxyl + maneb fungicide for mildew control. Flowering was prevented by removal of all flower heads, followed by treatment with a mixture of aliphatic alcohols to prevent lateral budding.

Crop resistance was assessed by measuring the length of the largest leaf 10 days after spraying.

RESULTS AND DISCUSSION

Greenhouse tests

The growth of transgenic tobacco plants was indistinguishable from non-transformed control plants. Glufosinate at 400 g a.i./ha killed control tobacco plants in 10 days. The 21 transgenic plants assayed were all resistant to the herbicide treatment at 4000 g a.i./ha. Two additional applications of the herbicide within a 4 week period did not affect growth of the plants. Treated plants flowered normally and set seed. Transgenic plants were also treated with 2640 and 6600 g a.i./ha bialaphos as the commercial formulation. They also proved resistant to these applications. The resistance was inherited in the F1 progeny of tobacco as a single dominant trait.

Ammonia accumulated in treated non-transformed control plants and increased 40-fold after 8 hours. Ammonia levels in transgenic plants did not significantly change over a 24 hour period after application of glufosinate. The levels were comparable to those present in untreated plants. This clearly showed that the glutamine synthetase of transgenic plants is not affected by the herbicide treatment.

Field experiment

TABLE 1

Effect of herbicide sprays on glufosinate resistant tobacco. Measurement of the length of the largest leaf (cm).

Tobacco line	Glufosinate (g a.i./ha)			
	0	1000	2000	4000
Control SR1	20.45	0*	0*	0*
N78-107	23.80	24.20	24.20	24.30
N78-108	20.00	23.10	24.05	23.65

* All plants destroyed by the herbicide

Table 1 shows that both transgenic tobacco lines were fully resistant to a post-emergence application of glufosinate. These plants did not show any symptoms of herbicidal activity even when glufosinate was applied at 4000 g a.i./ha. Normal field rates are 500 - 1500 g a.i./ha. There was no significant difference in plant growth between the different rates of glufosinate, nor between the two transformed lines. However, competition with weeds in the control treatment reduced growth in those plots. Enzymatic assays showed that glufosinate acetyltransferase was expressed at a level of 0.001% of total extracted protein in N78-108 and at 0.1% in N78-107 (De Block *et al.*, 1987). Since both tobacco lines proved resistant to field dose applications, we conclude that the resistance gene is expressed in N78-107 at at least 100-fold above the level required for exhibiting complete resistance.

In conclusion, genetically engineered resistance to glufosinate has been confirmed under field conditions in transgenic tobacco. The resistance is due to the transfer and expression of a detoxifying enzyme in transgenic plants. The successful engineering of this detoxifying enzyme will be largely independent of the plant species used. It is expected that this will be of use in engineering herbicide resistance with other important crops such as sugar beet and oil seed rape.

ACKNOWLEDGEMENT

We thank Dr R Delon of SEITA, Bergerac, France for performing the field experiment.

REFERENCES

- Bayer, E.; Gugel, K.H.; Hagele, K.; Hagenmaier, H.; Jessipow, S.; Koning, W.A.; Zahner, H. (1972) Stoffwechselprodukte von Mikroorganismen. Phosphinothricin and phosphinothricyl-alanyl-alanin. Helvetica Chimica Acta **55**, 224-239.
- Chaleff, R.S.; Ray, T.B. (1984) Herbicide-resistant mutants from tobacco cell cultures. Science **223**, 1148-1151.
- Comai, L.; Facciotti, D.; Hiatt, W.R.; Thompson, G.; Rose, R.E.; Stalker, D.M. (1985) Expression in plants of a mutant *aroA* gene from Salmonella typhimurium which confers tolerance to glyphosate. Nature **317**, 741-744.
- De Block, M.; Botterman, J.; Vandewiele, M.; Dockx, J.; Thoen, C.; Gossele, V.; Movva, N.R.; Thompson, C.; Van Montagu, M.; Leemans, J. (1987) Engineering herbicide resistance in plants by expression of a detoxifying enzyme. EMBO Journal **6**, 2513-2518.
- Ogawa, Y.; Tsuruoka, T.; Inouye, S.; Nilda, T. (1973) Studies on a new antibiotic SF-1293. Scientific Report Meiji Seika **13**, 42-48.
- Shah, D.M.; Horsch, R.B.; Klee, H.J.; Ganesh, M.; Kishore, G.M.; Winter, J.A.; Tumer, N.E.; Hironaka, C.M.; Sanders, P.R.; Gasser, C.S.; Aykent, S.; Siegel, N.E.; Rogers, S.G. and Fraley, R.T. (1986) Engineering herbicide tolerance in transgenic plants. Science **233**, 478-481.
- Shaner, D.L.; Anderson, P.C. (1985) Mechanism of action of the imidazolinones and cell culture selection of tolerant maize. In: Biotechnology In Plant Science Zaitlin, M.; Day, P.; Hollaender, A. (Eds.) Washington D.C.: Academic Press.
- Thompson, C.; Movva, N.R.; Tizard, R.; Cramer, R.; Davies, J.E.; Lauwereys, M.; Botterman, J. (1987). Characterisation of the herbicide-resistance gene *bar* from Streptomyces hygroscopicus. EMBO Journal **6**, 2519-2523.

SELECTION FOR SULFONYLUREA HERBICIDE TOLERANCE IN OILSEED RAPE (BRASSICA NAPUS) USING MICROSPORE CULTUREPATRICIA D. KENYON^{*}, GEORGE MARSHALL[†] AND IAN N. MORRISON^{*}

^{*}Department of Plant Science, University of Manitoba, Winnipeg, Manitoba, R3C 2N2 Canada.

[†]Department of Botany and Plant Pathology, West of Scotland Agricultural College, Auchincruive, Ayr, KA6 5HW, UK.

ABSTRACT

Immature pollen grains (microspores) from the flower buds of spring oilseed rape R8311 were produced under controlled environment conditions and extracted in a modified B5 medium. Microspores were cultured in vitro using a modified NN medium to produce embryo growth (embryogenesis) after 30 days of culture. Embryos were then subject to a range of chlorsulfuron concentrations (0-100 ppb) for a further 30 days before being transferred to a herbicide-free regenerative medium and finally raised in a soil-based compost. Chlorsulfuron concentrations of > 1 ppb were sufficient to inhibit embryogenesis and reduce the capacity of embryos to develop both roots and shoots, however, plants could be successfully raised to maturity from the majority of herbicide treatments. Cytological studies showed herbicide treated and untreated plants to be genetically haploid. The potential value of the microspore culture technique as a method of selecting herbicide-tolerant crops is discussed.

INTRODUCTION

In Canada spring oilseed rape is the principal oilseed crop grown on some 2.8 million hectares. Presently, the choice of herbicides available for broad leaved weed control is quite restricted and this can limit the situations where the crop may be reliably grown. In an attempt to improve the availability of selective herbicides traditional methods of research have relied upon the screening of a multitude of chemicals. Alternatively, recent interest has focused on techniques which deliberately confer herbicide tolerance in a crop cultivar which is normally susceptible to that herbicide. Such herbicide tolerance is the consequence of an inheritable change in one or more than one plant gene. The techniques which have been used to confer herbicide tolerance in plants are numerous but they can be divided into three main categories: (1) classical plant breeding, (2) plant cell culture and (3) DNA recombination procedures. These techniques have been described by Hughes (1983) and Chaleff (1985,1986) and the agronomic value and limitations of herbicide-tolerant oilseed rape cultivars by Marshall (1987).

In this paper we report the development of the in vitro culture of immature pollen grains (microspores) in oilseed rape (Brassica napus) for

the purpose of selecting and raising embryos which show tolerance to the sulfonylurea herbicide chlorsulfuron.

MATERIALS AND METHODS

Plant culture

Spring oilseed rape plants, R8311 (ex Ringot, France) were raised singly in 15 cm diameter pots containing a soil-based compost. Plants were grown in a growth room with a day/night temperature at 20/15 °C, 70 % relative humidity and a 16 h photoperiod (300-400 $\mu\text{Em}^{-1}\text{s}^{-1}$). Plants were watered as required and given a weekly application of liquid fertilizer (N:P:K 20:20:20). After bolting, flower buds (2-5 mm in length) were selected from the main axis for microspore culture.

Microspore culture

The procedures used were based on earlier studies by Chuong & Beversdorf (1985). All operations were carried out in a laminar flow hood and the growth media filter sterilised. Flower buds were surface sterilised by immersion into 2% sodium hypochlorite solution for 20 minutes and rinsed three times in sterile double distilled water. After removing a sepal from each bud the stage of bud development was assessed by examining the ratio of the length of the flower petal to the anther. Only buds whose petal length was between one quarter and one half of the sepal length were used for culture.

Six buds were placed into a small glass homogenizer containing 2 ml of B5 media containing 13 % sucrose (Gamborg *et al.* 1976). After grinding down the buds with a plunger, the homogenate was filtered through nylon cloth (40 μm pore size) and washed into a centrifuge tube with a further 7.5 ml of B5 media. The microspores were then centrifuged at slow speed (500 rpm) and the pellet resuspended with fresh media. This cleaning procedure was repeated a further three times. Finally the pellet was resuspended in 7.5 ml of NN media (Nitsch & Nitsch 1967) containing 13 % sucrose, 30 mg l^{-1} glutathione, 800 mg l^{-1} glutamine, 100 mg l^{-1} serine, 0.5 mg l^{-1} naphthalene acetic acid and 0.05 mg l^{-1} benzyl adenine. The concentration of microspores in the suspension was checked using a haemocytometer in order that the final concentration of suspension placed in each of three petri plates (60 x 15 mm) was approximately 200,000 (per 2.5 ml). Plates were incubated in the dark at 32°C for 3-4 days, then transferred to 25 °C for a further 21 days. Finally, the plates were illuminated by fluorescent light at 25 °C and the number of embryos recorded at 25-30 days of culture. Embryos complete with root and shoot buds were selected for uniformity of size and placed on the appropriate selective media (described below).

Selection for chlorsulfuron tolerance

Chlorsulfuron was prepared immediately prior to plating embryos in the regeneration medium to minimise the risk of herbicide metabolism or hydrolysis. Technical grade chlorsulfuron (95.0 %) was prepared by dissolving 10.52 mg in 1 ml of acetone then further dissolving the stock solution in 5 mM phosphate buffer (pH 7.0) to the desired final concentration. The chlorsulfuron solutions were filter sterilized and added to slightly cooled autoclaved B5 media containing 2.0 % sucrose and 0.8 % purified agar (Difco). Twenty petri plates (90 x 15 mm) of each

treatment, including controls were prepared each containing six embryos. Treatments corresponded to 100, 50, 10, 5 and 1 ppb chlorsulfuron (experiment 1) and 10, 5, and 1 ppb (experiment 2) together with controls. The experiments were arranged in a randomised block design within a growth room maintained at 25 °C with a 16 h photoperiod provided by fluorescent lights. After 30 days, the number of embryos with roots and or shoots was recorded prior to the next transfer to non-selective regenerative media.

Plant regeneration

After one month on selective media, embryos showing signs of regeneration were transferred to non-selective regeneration media to promote further root and shoot development. MS media (Gamborg *et al.* 1976) with 2.0 % sucrose, 5 mg l⁻¹ naphthalene acetic acid and 0.5 mg l⁻¹ benzyl adenine was used for this purpose. Plants which were successfully regenerated were subcultured as required or transplanted into peat pellets and maintained in a mist propagation unit until they were suitable for transfer into a growth cabinet. Healthy plants were then raised in pots containing a soil-based compost.

Chromosome counts were carried out to determine the ploidy levels of the regenerated plants. Root tips were fixed for one hour in 2-3 ml of distilled water containing 3 drops of monobromonaphthalene (Darlington & LaCour 1975). The roots were stored in 3:1 v/v ethanol and acetic acid for 24 hours before hydrolysis and staining with modified carbol fuchin. The chromosome complement of haploid plants were doubled as required for future study using a colchicine (0.05 %) root soak for 6 hours (Winkle & Kimber 1976).

RESULTS AND DISCUSSION

The success of the microspore technique was assessed by examining the numbers of healthy embryos which were raised per anther in experiments 1 and 2 prior to the chlorsulfuron-selection stage (Table 1). Microspore culture of oilseed rape produced embryos at success rates which varied with the donor plant. Such variation in the degree of embryogenesis has been previously documented and is known to involve the genotype-environment interaction (Dunwell 1985). While variability in the degree of embryogenesis is to be acknowledged under the conditions reported herein, these and subsequent experiments carried in our laboratory generated an average of 3.5 embryos/anther. The effectiveness of this technique is presently sufficiently good to generate material for herbicide selection experimentation.

8C-2

TABLE 1 Embryo production from microspore-derived cultures of oilseed rape (R8311) after 30 days in vitro

Plant donor	Total number of healthy embryos/anther	
	Experiment 1	Experiment 2
1	0	0
2	0	0.03
3	7.0	0
4	7.1	0
5	0	1.01
6	0	14.70
7	4.4	0.64
8	3.0	0.59
9	-	0.49
10	-	15.30
MEAN	2.7	3.3

The degree of success attained from microspore-derived embryos following a 30 day period on a selection medium is presented in Tables 2 and 3.

TABLE 2 The regenerative ability and condition of microspore-derived oilseed rape embryos (R8311) after 30 days in vitro (experiment 1)

Chlorsulfuron selection treatment (ppb)	Embryo number recorded and condition						Total
	Dead	Necrotic		Healthy/Green			
		shoot	root	shoot	root	both	
Control	55	-	1	16	1	47	120
1	61	-	33	5	12	3	114
5	78	-	18	4	9	-	109
10	50	-	64	-	-	-	114
50	56	-	54	1	9	-	120
100	69	-	41	-	11	-	121

TABLE 3 The regenerative ability and condition of microspore-derived embryos of oilseed rape (R8311) after 30 days in vitro (experiment 2)

Chlorsulfuron selection treatment (ppb)	Embryo number recorded and condition						Total
	Dead	Necrotic		Healthy/Green			
		shoot	root	shoot	root	both	
Control	-	-	-	20	-	100	120
1	-	-	-	17	-	97	114
5	30	41	-	7	23	19	120
10	66	46	-	-	8	-	120

The regeneration percentage for controls was almost twice as great in experiment 2, 100 % (Table 3) compared to experiment 1 (Table 2). This can be explained partly by examining the morphology of early embryo development. In experiment 1 the embryos were mainly globular in shape whereas in experiment 2 the embryos were torpedo shaped, green with a well defined axis. The latter type of embryos grew consistently depending upon the selection medium producing callus, roots and shoots within a few days of transfer from the liquid NN medium. In these particular experiments it was found that most of the embryos used in the selection experiments originated from plants with one or two flowers open and from buds with the petal length one half the length of the anther. This is likely to coincide with the stage of uninucleate microspore development as identified by Keller et al. (1975).

The effect of different concentrations of chlorsulfuron on the growth and development of the microspore embryos was investigated. The frequency of embryogenesis was not influenced consistently by chlorsulfuron. In experiment 1 only 15.0 % of the green embryos produced roots and shoots on 1 ppb chlorsulfuron and at higher concentrations regeneration was completely inhibited. In experiment 2, 85 % of the embryos produced roots and shoots on 1 ppb (Table 3). This may be due to differences in the stage of embryo development at the commencement of the herbicide selection as previously described. The sensitivity of the embryos of oilseed rape in vitro to such low concentrations of chlorsulfuron are in agreement with studies carried out in callus cultures of tobacco (Nicotiana tabacum) by Chaleff & Ray (1984).

Cytological examination of the plants which grew beyond the regeneration media stage into vegetative potted plants showed that they were all haploid. This is perhaps surprising since the degree of genetical variation which can be produced in microspore culture often results in

irregularity of the ploidy level due to spontaneous chromosome doubling (Keller et al. 1975). The ability to generate and select haploid plants which show tolerance in vitro to chlorsulfuron has several research implications. Haploid genotypes are particularly suitable in future breeding work where the new trait, herbicide tolerance is to be introduced into existing varieties. First, by virtue of the haploid genotype there are no problems associated with the expression of the herbicide tolerance trait when it is controlled by a recessive gene. Subsequently, homozygous diploid plants can be produced rapidly for breeding studies using a colchicine treatment. Furthermore, the mechanism of inheritance of the chlorsulfuron tolerance trait can be determined using diploid material as previously described by Chaleff & Ray, (1984) and the biochemical basis for chlorsulfuron selectivity assessed by measuring its effects on the inhibition of the enzyme acetolactate synthase (Ray, 1985).

In conclusion, the use of microspore culture as an alternative to suspension culture or callus culture could prove a useful alternative technique where herbicide tolerance is to be selected in vitro. In oilseed rape, a species which has not been successfully regenerated from suspension culture and is rather difficult to regenerate from callus, microspore culture is a prolific alternative approach which has the advantage of generating haploid plants. Further studies are in progress to examine the degree of chlorsulfuron tolerance in the R8311-derived plants and the biochemical basis for selectivity. In future, microspore culture might be examined as a method of selecting herbicide tolerance in other herbicide families outwith the sulfonylureas and be extended to other crop species.

ACKNOWLEDGEMENTS

We express our gratitude to Drs. D.E. Palmer, R. Scarth and W. Tai in the Department of Plant Science who have provided guidance and encouragement throughout this study.

REFERENCES

- Chaleff, R.S. (1985) Selection for herbicide-resistant mutants. In : Handbook of Cell Culture, Vol. 4, D.A. Evans, W.R. Sharp and P.V. Ammirato (Eds), New York: Macmillan, pp. 133-148.
- Chaleff, R.S. (1986) Herbicide resistance. In: BCPC Monograph No 34 Biotechnology and Crop Improvement, pp. 111-121.
- Chaleff, R.S.; Ray, T.B. (1984) Herbicide resistant mutants from tobacco cell cultures. Science 223, 1148-1151.
- Chuong, Phan V.; Beversdorf, W.D. (1985) High frequency embryogenesis through isolated microspore culture in Brassica napus L. and B. carinata Braun. Plant Science 39, 219-226.
- Darlington, C.D.; LaCour, L.F. (1975) In : The Handling of Chromosomes, New York : Wiley, pp. 1-201.
- Dunwell, J.M. (1985) Embryogenesis from pollen in vitro. In : Biotechnology in Plant Science, Relevance to Agriculture in the Eighties. M. Zaitlin, P. Day and C.M. Wilson (Eds), London: Academic Press, pp. 49-76.
- Gamborg, O.L.; Murashige, T; Thorpe, T.A.; Vasil, I.K. (1976) Plant Tissue Culture Media. In Vitro 12, 473-478.

- Hughes, K. (1983) Selection for herbicide resistance. In : Handbook of Plant Cell Culture Vol. 1. D.A. Evans, W.R. Sharp, P.V. Ammirato and Y. Yamada (Eds), New York: Macmillan. pp. 442-460.
- Keller, W.A.; Rajhathy, T.; Lacapra, J. (1975) In vitro production of plants from pollen in Brassica campestris. Canadian Journal of Genetics and Cytology 17, 655-666.
- Marshall, G. (1987) Implications of herbicide-tolerant cultivars and herbicide-resistant weeds for weed control management. Proceedings 1987 British Crop Protection Conference-Weeds.
- Nitsch, C.; Nitsch, J.P. (1967) The induction of flowering in vitro in stem segments of Plumbago indica L. I. The production of vegetative buds. Planta 57, 443-462.
- Ray, T.B. (1985) The site of action of the sulfonylurea herbicides. Proceedings 1985 British Crop Protection Conference-Weeds. Vol. 1, pp. 131-138.
- Winkle, M.E.; Kimber, G. (1976) Colchicine treatment of hybrids in the Triticinae. Cereal Research Communications, 4, 317-320.

HERBICIDE RESISTANCE IN BLACK-GRASS (ALOPECURUS MYOSUROIDES)

S. R. MOSS

Department of Agricultural Sciences, University of Bristol,
Institute of Arable Crops Research, Long Ashton Research Station,
Long Ashton, Bristol BS18 9AF

ABSTRACT

Thirty-eight stocks of black-grass (Alopecurus myosuroides) were tested for resistance to chlorotoluron (= chlortoluron). The most resistant samples came from five farms at Peldon, Essex. One Peldon population was tested for cross-resistance to isoproturon, metoxuron, pendimethalin, trifluralin, terbutryn, simazine, chlorsulfuron, tri-allate, ethofumesate, propyzamide, imazamethabenz, diclofop-methyl, fluazifop-butyl, tralkoxydim and SMY1500 (4-amino-6-tert-butyl-3-ethylthio-1,2,4-triazin-5(4H)-one). A stock susceptible to chlorotoluron (Rothamsted) was used as a standard. The Peldon stock showed a degree of cross-resistance to all herbicides except propyzamide, ethofumesate and trifluralin. Two Peldon soils were used in a pot experiment which demonstrated that both resistance and soil adsorption of herbicides can reduce herbicide activity at Peldon. The two factors had an approximately equal and additive effect in reducing chlorotoluron performance. In Petri-dishes, pendimethalin had a greater effect on early shoot growth of seedlings from the Rothamsted than from the Peldon populations. The possibility of using a Petri-dish test for the detection of resistance is discussed.

INTRODUCTION

Black-grass (Alopecurus myosuroides) showing a high degree of resistance to chlorotoluron (new BSI common name for chlortoluron) was first detected in the UK, at Peldon in Essex, in 1984 (Moss & Cussans 1985). The degree of resistance was less than commonly occurs with triazine resistance but the chlorotoluron-resistant black-grass also showed a degree of cross-resistance to several other herbicides - isoproturon, methabenzthiazuron, pendimethalin, terbutryn, diclofop-methyl and chlorsulfuron (Moss & Cussans 1987). In nutrient culture experiments the concentration of chlorotoluron required to control Peldon black-grass was ten times greater than that required to control a standard stock (Moss & Cussans 1987). Studies on the biochemical mechanisms of resistance are now in progress (Kemp & Caseley 1987). This paper describes further studies of resistance on the following topics :-

- the distribution of resistant black-grass, especially in Essex
- the detection of cross-resistance to other herbicides at doses recommended for application in the field
- the relative importance of resistance and herbicide adsorption by soil in causing poor herbicide performance in the fields at Peldon
- the development of a petri dish test for detecting resistance using seeds.

MATERIALS AND METHODS

Sources of black-grass seeds

All samples were collected in 1986. The two seed stocks used in all experiments were from the following locations :-

Rothamsted (Hertfordshire) : a winter wheat crop in the 'no weedkillers' section of Broadbalk field which has never received herbicide in its 140 year history. This was used as a standard reference stock in all experiments.

Peldon A1 (Essex) : a winter wheat field where resistance to chlorotoluron was first identified in 1984 (Moss & Cussans 1985).

In addition, thirty-six other seed stocks collected from winter wheat fields where chlorotoluron or isoproturon had been applied regularly for at least the previous twelve years were tested for resistance to chlorotoluron. Letters refer to different farms and numbers differentiate fields on the same farm (Table 1). These stocks were from the following locations :-

Sixteen samples from fields on five farms within 4 km of Peldon village. Peldon A & B were the two farms where chlorotoluron-resistant black-grass was detected in 1984 and 1985 (Moss & Cussans 1985, 1987). Peldon A1, A2 and B1 are the fields referred to as 'Lower 16 acres', 'Twitch' and 'Melondowns' by Orson (1987).

Fourteen samples from fields within an area of Essex bounded by Maldon, the A12 road, Colchester and Mersea Island. These are identified by the name of the nearest village or town.

Five other fields in East Anglia, identified by county.

One sample from Faringdon, Oxfordshire, where a low level of resistance to chlorotoluron was first detected in 1982 (Moss & Cussans 1985).

Screening of seed stocks for resistance to chlorotoluron

The experiment comprised a randomised block design with five replicates. For each seed stock there was one treated and one unsprayed pot per replicate. Ten pre-germinated seeds were sown in sandy loam soil in each 8.75 cm diameter pot. After emergence, seedlings were thinned to leave six plants/pot. Chlorotoluron (2.25 kg a.i./ha) was applied at the two-leaf stage in 322 litres water/ha at 210 kPa through a single 'Spraying Systems' 8001 'Tee-jet' nozzle on a laboratory sprayer. Pots were placed in a glasshouse and watered as necessary. Because few symptoms were visible 2½ weeks later, all previously sprayed pots were treated with an additional 1.75 kg a.i. chlorotoluron/ha. Foliage fresh weight was recorded 4½ weeks after initial spraying.

Tests for cross-resistance at field recommended rates of sixteen herbicides

Rothamsted and Peldon A1 seeds (300/container) were incorporated into the top 5cm of a sandy loam soil (5.6% o.m. pH 6.8) in separate plastic containers (27 x 18 x 10 cm deep) with drainage holes. The experiment comprised a randomised block design with five replicates. Herbicide doses are given in Table 2. Apart from chlorsulfuron, the rates used were those currently recommended for the control of black-grass in the field.

Herbicides were applied in the same manner as the first experiment. Pre-emergence herbicides were applied on 7 October 1986 immediately after sowing and then all containers were buried to the rim in a field. Post-emergence treatments were applied on 21 November 1986 when black-grass had 2 - 2½ leaves per plant. Containers were returned to the field immediately after spraying. There were three untreated containers per seed stock in each replicate. Foliage fresh weight was recorded on 25 February 1987.

Relative influence of resistance and herbicide adsorption by soil on the activity of chlorotoluron

The two soils used in this experiment were collected from the surfaces of minimally cultivated and ploughed plots of an ADAS cultivation experiment at Peldon. Rothamsted or Peldon A1 seeds were sown in pots containing either the minimum cultivated ('adsorptive') or ploughed ('less-adsorptive') soil. The four factorial combinations of soil and seed stocks were used. Herbicide adsorptive capacity of the soils was determined and expressed as Kd values for chlorotoluron (Moss & Cotterill 1985).

The experiment consisted of a randomised block design with three replicates. Eight pre-germinated seeds were sown in each 7.5 cm pot. Emerging seedlings were thinned to leave six plants per pot. Ten rates of chlorotoluron, in the range 0.25 - 28.0 kg a.i./ha, were applied at the two-leaf stage in the same manner as the first experiment. There were three untreated pots per replicate for each soil/seed combination. Pots were placed in a glasshouse and foliage fresh weights were recorded 4 weeks after spraying. Dose response curves were fitted using the Rothamsted Maximum Likelihood Programme and ED₅₀ values calculated (Ross 1980). Log ED₅₀ values were analysed by analysis of variance. ED₅₀ is the estimated herbicide dose required to reduce foliage fresh weight to 50% of untreated plants.

Petri-dish test for detection of resistance

A petri dish experiment was conducted to study germination and early seedling development of Rothamsted and Peldon A1 stocks when exposed to pendimethalin. Twenty-five seeds were placed in each 9 cm Petri-dish containing three Whatman No.4 and 1 glass fibre filter papers. There were two dishes per treatment. Seven ml of 1 mg/l pendimethalin solution were added to each treated dish. Distilled water was added to control dishes. Dishes were placed in polythene bags in a controlled environment cabinet (18 °C 14 h day, 12 °C 10 h night). After two weeks the lengths of the radicle and primary shoot were recorded for each germinated seed. The number of shoots touching the lid of each Petri-dish, 12 mm above the seeds, was also counted.

RESULTS

Screening of stocks for resistance

There were large differences in response to chlorotoluron treatment (Table 1). The Rothamsted standard was well controlled (87%). For ease of comparison, the stocks can be placed arbitrarily into three categories :-

- 'Resistant' : 6 stocks where control was between 0 and 24%
- 'Intermediate' : 9 stocks where control was 25 - 75%
- 'Susceptible' : 23 stocks where control was 76 - 100%

All the samples from fields on the two Peldon farms (A & B), where

TABLE 1

Effect of chlorotoluron (4.0 kg/ha) applied post-emergence on 38 black-grass seed stocks. Stocks listed in order of insensitivity to chlorotoluron. Underlined stocks are those used in all other experiments.

	% reduction in foliage fresh weight		% reduction in foliage fresh weight
1. Peldon A3	-4	20. Essex	84
2. Peldon B2	6	21. Peldon H2	84
3. <u>Peldon A1</u>	12	22. Great Totham	84
4. <u>Peldon B3</u>	15	23. Layer Marney A	85
5. Peldon C	18	24. Suffolk	85
6. Peldon A4	21	25. Lincoln A	86
7. Peldon A5	27	26. Tolleshunt Major	86
8. Peldon B1	32	27. Witham A1	86
9. Peldon D	45	28. <u>Rothamsted</u>	87
10. Peldon E1	54	29. <u>Fingringhoe A1</u>	88
11. Peldon E2	57	30. Layer Marney B	88
12. Tiptree	60	31. Cambridge	89
13. Peldon B4	61	32. Fingringhoe A2	90
14. Peldon A2	63	33. Tolleshunt D'Arcy	92
15. Faringdon	73	34. Witham A2	93
16. Peldon F	77	35. Maldon	94
17. Peldon G	79	36. Goldhanger	94
18. Peldon H1	80	37. Kelvedon	95
19. Salcott	82	38. Lincoln B	98

S.E. + 5.5

resistance to chlorotoluron had been detected previously, were in the resistant or intermediate category, none were susceptible. Samples from three other farms (Peldon C, D & E) within 4 km of Peldon were also in the intermediate or resistant category. However, four other stocks from Peldon were in the susceptible category. The five stocks collected from elsewhere in East Anglia were susceptible to chlorotoluron. Of the 15 stocks in the resistant and intermediate categories only two, Tiptree and Faringdon, were collected from the area beyond 4 km of Peldon. The Tiptree stock was collected from a field about 11 km west of Peldon.

Tests for cross-resistance to field rates of herbicides

All herbicides except for trifluralin, ethofumesate and propyzamide, were more effective on the Rothamsted than on the Peldon stock (Table 2). Fluzifop-butyl gave good control of both stocks, but Rothamsted was controlled significantly better ($p \leq 0.05$) than the Peldon stock. Ethofumesate and propyzamide completely killed both stocks. Post-emergence applications of chlorotoluron and isoproturon were more effective than pre-emergence applications on both stocks.

Influence of resistance and herbicide adsorption on chlorotoluron activity

The adsorptive capacities of the two soils, expressed as Kd values for chlorotoluron were: ploughed = 4.7; minimum cultivated = 11.1.

TABLE 2

Effect of herbicides on two black-grass seed stocks grown in containers in the field. Arcsin transformed data in parentheses.

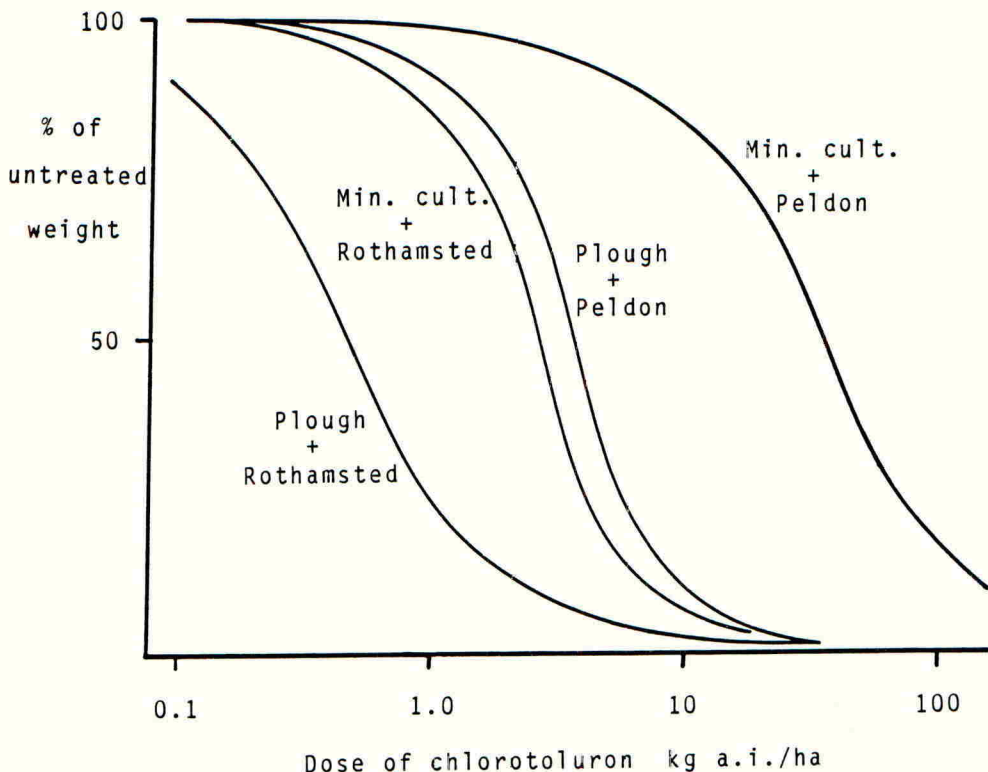
	Rate of application (kg a.i./ha)	% reduction in foliage fresh weight	
		Rothamsted	Peldon A1
Pre-emergence treatments			
chlorotoluron	3.50	84 (66.5)	15 (22.2)
isoproturon	2.50	66 (54.5)	30 (33.3)
terbutryn	2.80	81 (64.8)	36 (37.0)
simazine	1.15	73 (59.0)	53 (46.7)
pendimethalin	1.98	95 (77.7)	43 (40.6)
trifluralin	1.20	87 (69.0)	86 (68.4)
tri-allate granules	2.25	84 (66.7)	46 (42.7)
ethofumesate	1.40	99 (83.8)	100 (88.9)
chlorsulfuron	0.03	56 (48.5)	35 (36.0)
Post-emergence treatments			
chlorotoluron	3.50	98 (82.1)	30 (32.7)
isoproturon	2.50	98 (82.3)	62 (52.1)
metoxuron	4.38	98 (82.9)	50 (45.0)
propyzamide	0.70	99 (86.6)	100 (87.7)
imazamethabenz	0.50	76 (61.1)	8 (16.2)
SMY1500	1.75	99 (84.5)	68 (56.0)
diclofop-methyl	1.14	99 (86.6)	55 (47.9)
fluzafop-butyl	0.25*	99 (83.8)	93 (74.3)
tralkoxydim	0.20*	99 (86.6)	75 (59.9)
S.E. \pm (1.97)			

* = a non-ionic wetter ('Agral') used with these treatments

There were substantial differences in the response to chlorotoluron (Fig 1). High doses of herbicide were required to control Peldon (resistant) black-grass growing in minimum cultivated (adsorptive) soil (ED_{50} = 32.50 kg a.i./ha). In contrast, control of Rothamsted (susceptible) black-grass growing in ploughed (less adsorptive) soil was achieved at much lower rates of herbicide (ED_{50} = 0.46 kg a.i./ha). The other two soil/seed combinations gave intermediate dose response curves (ED_{50} Min. cult./Rothamsted = 2.56 kg a.i./ha; Plough/Peldon = 3.56 kg a.i./ha). Analysis of the log ED_{50} values showed that there was no significant interaction between soil and seed source. The relative influence of adsorption and resistance was determined from the ratios of ED_{50} values, which is the same as the difference between two log values. The mean value for effect of resistance (0.996, detransformed = 9.89) was similar to that for adsorption (cultivation) effect (0.853, detransformed = 7.129). This indicates that in this experiment resistance and soil adsorption had an approximately equal influence on chlorotoluron performance.

FIGURE 1

Dose response curves for the effect of chlorotoluron on foliage fresh weight of Rothamsted and Peldon black-grass growing in soil removed from ploughed or minimum cultivated land.



Petri-dish tests for determining resistance There was a big difference between the two stocks in early shoot development in the presence of pendimethalin. Shoots emerging from Rothamsted seeds (mean length = 2.3 mm) were much shorter than those emerging from Peldon seeds (mean = 18.2 mm). The assessment of numbers of shoots reaching the Petri-dish lid demonstrated this difference even more clearly. The numbers of primary shoots touching the Petri-dish lid as a percentage of control dishes was 0% for Rothamsted and 76% for Peldon seeds. Root length was reduced substantially by about 95% in both stocks, but pendimethalin had no effect on germination. In control dishes, there was no difference in mean shoot length between the two stocks (Rothamsted = 44.2 mm, Peldon = 44.3 mm).

DISCUSSION

The results showed that resistance or partial resistance to chlorotoluron occurs on at least five farms in the Peldon area of Essex. There were big differences in degree of sensitivity between samples collected within the Peldon area. Black-grass samples from 80 fields have

been tested for resistance to chlorotoluron in this, and previous, experiments (Moss & Cussans 1985, 1987). With two exceptions, the samples collected more than 4 km from Peldon have been susceptible to chlorotoluron. It is of interest that partial resistance was found on a field near Tiptree, 11 km from Peldon. More intensive sampling in this area was conducted in summer 1987. Partial resistance at Faringdon was first detected in 1982 (Moss & Cussans 1985) but is still marginal.

The experiment in containers showed that a degree of cross-resistance to many different herbicides occurs. Resistance was sufficient to cause substantial reductions in herbicide efficacy at normal field rates. The herbicides used came from several different chemical groups and had varied modes of action. While cross-resistance to herbicides with a similar mode of action commonly occurs with triazine resistant weeds (Fuerst *et al.* 1986) it is surprising that black-grass from Peldon shows resistance to herbicides with several different modes of action. However different degrees of resistance occur within the same chemical group. For example, Peldon black-grass was partially resistant to pendimethalin whereas trifluralin (also a dinitro-aniline) was equally effective on both stocks. The excellent level of control achieved by propyzamide and ethofumesate could have masked small differences in sensitivity to these herbicides by the two seed stocks. Further experiments at a range of doses will be needed to confirm that both stocks respond identically to these herbicides.

The use of field containers permits the evaluation of herbicides under semi-field conditions. Most of the herbicide treatments controlled Rothamsted black-grass to the extent expected from our knowledge of their relative efficiency as black-grass herbicides. The activity of soil-acting herbicides may benefit from the fine soil tilth in the containers. However, the lack of crop competition may impair the apparent activity of some herbicides.

The minimum tillage system used on some farms at Peldon has been shown to result in the development of an adsorptive surface layer which can reduce the activity of many soil-acting herbicides. The difference in adsorptive capacity of soil would be expected to result in differences in herbicide activity (Moss 1984, 1985). Thus, poor herbicide performance in the field could be attributed to cultural factors rather than to resistance. The pot experiment using soils from Peldon showed that adsorption and resistance are both capable of substantially reducing the activity of chlorotoluron. Resistance and adsorption had an approximately equal and additive effect on herbicide activity. It is important, therefore, that both factors are considered during the appraisal of results from field experiments at Peldon (Orson 1987). The relative importance of adsorption and resistance is likely to vary between fields depending on several factors. Firstly, the adsorptive capacity of the surface soil is likely to vary considerably between fields. Secondly, the degree of resistance is known to vary over relatively short distances. Thirdly, the herbicide used will influence the relative importance of these two factors depending on the degree of resistance to that herbicide and any foliar activity. These results highlight the difficulty in detecting resistance solely on the basis of field observations.

Differences in resistance to pendimethalin between seed stocks could be detected in a Petri-dish test by differences in shoot length after 2 weeks. The Petri-dish test may be useful as a rapid screening technique for testing seed stocks for resistance. However, resistance may occur elsewhere without

the extent of cross resistance we have found. In these cases, resistance to other herbicides is unlikely to be detected using pendimethalin. Further evaluation of the Petri-dish test is in progress.

Practical conclusions

There is no evidence that the resistance problem at Peldon is widespread in other parts of the UK. However, resistance may be developing, or may already occur elsewhere but has yet to be detected. Herbicide resistance in black-grass has the potential to become a major problem because of the degree of cross-resistance we have found. Although the limited evidence indicates that some herbicides are effective on the Peldon black-grass (ethofumesate, propyzamide) none of the cereal herbicides we tested gave adequate control of Peldon black-grass.

ACKNOWLEDGEMENTS

I thank Mr R. Tutcher, Miss H. Snow and Miss D.J. Bullock for technical assistance and Dr P. Brain and Mr C. Marshall for statistical advice. This work has been closely co-ordinated with that of ADAS (Eastern Region). Thanks are due to Mr J. Orson for helpful discussions, to Mr S. Murray for identifying fields for sampling and to the farmers who allowed us to collect seed and soil samples.

REFERENCES

- Fuerst, E.P.; Arntzen, C.J.; Pfister, K.; Penner, D. (1986) Herbicide cross-resistance in triazine resistant biotypes of four species. Weed Science 34, 344-353.
- Kemp, M.S.; Caseley, J.C. (1987) Synergistic effects of 1-aminobenzotriazole (ABT) on the phytotoxicity of chlorotoluron and isoproturon in a resistant population of black-grass. Proceedings 1987 British Crop Protection Conference - Weeds (this volume).
- Moss, S.R. (1984) The influence of cultural practices on the activity of soil-acting herbicides. British Crop Protection Council Monograph No. 27 : Symposium on Soils and Crop Protection Chemicals 77-86.
- Moss, S.R. (1985) The effect of cultivation system and soil factors on the performance of herbicides against Alopecurus myosuroides. Annals of Applied Biology 107, 253-262.
- Moss, S.R.; Cotterill, E.G. (1985) The influence of straw ash on some soil properties that can affect herbicide performance. Soil and Tillage Research 5, 361-370.
- Moss, S.R.; Cussans, G.W. (1985) Variability in the susceptibility of Alopecurus myosuroides (black-grass) to chlortoluron and isoproturon. Association of Applied Biologists Aspects of Applied Biology 9: Conference on the Biology and Control of Weeds in Cereals, 91-98.
- Moss, S.R.; Cussans, G.W. (1987) Detection and practical significance of herbicide resistance with particular reference to the weed Alopecurus myosuroides (black-grass). In: Combating Resistance to Xenobiotics: Biological and Chemical Approaches. M. Ford, D. Hollomon, B. Khambay and R. Sawicki (Eds). Chichester: Ellis Horwood, pp.200-213.
- Orson, J.H. (1987) Field trials on the efficacy of herbicides on resistant black-grass (Alopecurus myosuroides) in different cultivation regimes. Proceedings 1987 British Crop Protection Conference - Weeds (this volume).
- Ross, G.J.S. (1980) Maximum likelihood program. The Statistics Department, Rothamsted Experimental Station.

FIELD TRIALS ON THE EFFICACY OF HERBICIDES ON RESISTANT BLACK-GRASS (ALOPECURUS MYOSUROIDES) IN DIFFERENT CULTIVATION REGIMES.

J. H. ORSON, D. B. F. LIVINGSTON

Agricultural Development and Advisory Service, Government Buildings,
Brooklands Avenue, Cambridge, UK, CB2 2DR

ABSTRACT

The results of field trials on Alopecurus myosuroides, which is resistant to some herbicides, are discussed. Ploughing, when compared with shallow cultivations, reduced the population of the weed and led to increased control with herbicides. This indicates that the problem of control on the sites tested was due to adsorption of soil-applied herbicides on to organic matter and burnt straw residues as well as to herbicide resistance. Resistance was confirmed by testing the seed collected from the trials on a sandy loam soil where adsorption of soil applied herbicides was low.

INTRODUCTION

Alopecurus myosuroides (black-grass) is a major weed of winter cereals in England (Elliot *et al.*, 1979). A significant area of the winter cereal crop is sprayed (Sly, 1986) with a range of effective herbicides in order to control this weed (Baldwin, 1979).

Control with soil applied herbicides can be affected by adsorption onto organic matter and burnt straw residues (Moss, 1984). Such problems are a common feature in systems where continuous autumn sown crops, established after minimal tillage, are grown on very heavy clay soils.

In 1984, as a result of an advisory inquiry, samples of A. myosuroides seed were collected from Peldon Hall Farm, near Colchester, Essex and sent to the Weed Research Organization, Oxford. Tests showed that the seed was resistant to chlorotoluron (Moss & Cussans, 1985) and subsequently to other herbicides (Moss & Cussans, 1987). A herbicide evaluation trial was carried out in the crop year 1984/85 in the field where the problem was first identified (Clarke, 1987). Tests on other seed stocks reveal that other farms in the Peldon area also have A. myosuroides which are resistant to herbicides (Moss, 1987).

The cropping system at Peldon Hall is continuous autumn sown wheat established by minimal tillage on a marine silty clay loam. Soil analysis showed that the adsorption of soil applied herbicides was very high. It was decided that two tillage experiments would be carried out to investigate the efficacy of herbicides in the systems of shallow cultivation, ploughing every year and 'rotational' ploughing ie ploughing once every four or five years. The objective of these experiments was to establish, in the field, whether and to what level the problems of control could be attributed to either herbicide adsorption or herbicide resistance.

Additionally, field trials were carried out at Peldon Hall to evaluate the efficacy of tank-mixtures based on isoproturon for the control of herbicide resistant A. myosuroides where the crops were established by shallow cultivation techniques.

Seed from trials on *A. myosuroides* were collected from the Peldon trials and from other trial sites in eastern England and sown on a sandy loam soil in Cambridge. The resistance of the resulting plants was evaluated by the application of two rates of chlorotoluron.

MATERIALS AND METHODS

All the trials were sprayed with a modified Van de Weij sprayer with an Oxford Precision Sprayer boom, fitted with Lurmark F02-80 fan nozzles at a pressure of 2.1 to 2.5 bar. A volume equivalent to 200 l/ha was used. The trials at Peldon Hall and Brickhouse were on the winter wheat cultivar Virtue and received commercial treatments of fertiliser, fungicides and insecticides.

Cultivation trials

Site selection was difficult because of the patchy nature of the weed. Sites were selected at Peldon Hall in the field named Twitch and on Brickhouse, the neighbouring farm, in a field named Melondowns. Seeds collected from these sites were tested and were described as being intermediate in their resistance to herbicides (Moss, 1987). The patchy nature of the weed not only affected site selection but trial methodology.

Large main plots, measuring 24 m by 18 m, were either ploughed to a depth of 25 cm or shallow cultivated to 5 cm at Peldon Hall or 10 cm at Brickhouse, in late August to early September. The three main tillage treatments were laid out in a randomised block design with four replicates. Six herbicide treatments were applied to sub-plots each measuring 12 m by 6 m. Representative members of the major herbicide groups which are effective on *A. myosuroides* were chosen for evaluation (Table 1).

TABLE 1

Herbicides used in the cultivation trials - rates and formulations

Treatment	Herbicide	Rate (a.i./ha)	Formulations
1	pendimethalin	2.0 kg	330 g a.i./l
2	terbutryn	2.8 kg	500 g a.i./l
3	diclofop-methyl	1.14 kg	380 g a.i./l
4	chlorotoluron	3.5 kg	500 g a.i./l
5	isoproturon	2.5 kg	500 g a.i./l
6	chlorsulfuron/ metsulfuron-methyl	20.0 g	20% w/w

Untreated areas were established in each of the sub-plots by covering at random, with polythene, two quadrats of 1 m x 1 m at the time of spraying. Assessments were carried out in the following July on the basis of head numbers. The *A. myosuroides* was then removed from the untreated areas.

At Peldon Hall, the experiment was carried on into a second year with the untreated areas being placed in a different position within the sub-

plots. The same herbicide treatments were applied to the same sub-plots for the second year. The rotational ploughing plots were established by returning the designated main plots to shallow cultivations. Site details are given in Table 2.

TABLE 2

Site details for the cultivation trials.

	Peldon Hall (Twitch Field)		Brickhouse (Melondowns Field)
	1985/86	1986/87	1985/86
Application 1:			
Date	14/10/85	1/10/86	18/10/85
Crop G.S.	0	0	0
Weed G.S.	0	0	0
Treatment No.	1,2	1,2,6	1,2
Application 2:			
Date	30/12/85	3/1/87	11/12/85
Crop G.S.	12	23(1)	12
Weed G.S.	11-12	22-23(1)	11-12
Treatment No.	4,5,6	3,4,5	4,5,6
Application 3:			
Date	11/3/86	-	11/3/86
Crop G.S.	12-13	-	12-13
Weed G.S.	12	-	12
Treatment No.	3	-	3

(1) In the ploughed plots the crop G.S. = 21-22 and weed G.S. = 21

The soil surface was dry at the time of the pre-emergence applications. However, the farmers did achieve seedbeds which were well within product recommendations regarding clod size. The application of diclofop-methyl is not recommended for the control of A. myosuroides which is beyond the four leaf/one tiller stage.

Evaluation of isoproturon tank-mixes

Two trials were laid down in the winter of 1986/87, one at Peldon Hall and one at Brickhouse. Both trials were superimposed onto commercial crops of winter wheat established after shallow cultivations. The Peldon Hall trial was laid down in the field named lower 16 acres, where resistance was first identified (Moss & Cussans, 1985) and was described as resistant by Moss (1987). The trial at Brickhouse was on a site in the field named Melondowns, where the resistance was described as intermediate. The treatments are listed in Table 4 and were chosen on the basis of the most recent pot and container results from Long Ashton Research Station (Moss, 1987). Both trials were sprayed on 9 January, when the crop growth stage on both sites was three tillers and the growth stage of A. myosuroides was up to three tillers. The repeat application of PP 604 was carried out on 15 April. A. myosuroides was assessed in July on the basis of head

numbers. Again, it should be noted that the application of diclofop-methyl alone is not recommended for the control of A. myosuroides beyond the four leaf/one tiller stage. Similarly chlorsulfuron/metsulfuron-methyl is recommended for application in the autumn but not later than 25 December.

Testing of A. myosuroides seed from Peldon and other sites in eastern England for resistance to chlorotoluron

Seed was collected in mid to late July from the Peldon trials and a number of other ADAS trial sites and stored in open trays until planting. The seed was drilled in single rows, eight metres in length in a sandy loam soil at Anstey Hall, Cambridge, where the level of herbicide adsorption was low. The seed rate was approximately one seed every 0.5 cm. The single row plots were laid out in randomised blocks with four replicates. In the autumn of 1985, there were 10 stocks tested and in the autumn of 1986, there were 14 stocks. Seed from the stock bed at the Weed Research Organization, known to be susceptible to chlorotoluron, was included in both year's trials.

The seed was planted in a dry soil on 28 October in 1985 and on 16 October in 1986. Chlorotoluron was applied at 1.75 kg a.i./ha and 3.5 kg a.i./ha immediately after planting in strips two metres wide across the rows. The site was then protected from birds and mammals with a net.

The trials were assessed the following May by hand harvesting the total green matter of A. myosuroides from a one metre length/treatment of each row. The green material was weighed and then dried in an oven to obtain dry weights.

RESULTS

The statistical information provided in the tables is for $P=0.05$.

Cultivation trials

The results are presented in Table 3. The adsorption levels ($K_d(\text{chlorotoluron})$) were very high in the shallow cultivation plots. The control of A. myosuroides was higher where the soil was ploughed than where it was shallow cultivated. Ploughing significantly reduced the number of heads of the weed in the untreated areas, which confirms the findings of Moss (1978). Ploughing reduced populations more at Peldon Hall where the shallow cultivations were carried out at a depth of 5 cm compared to 10 cm at Brickhouse.

Evaluation of isoproturon tank-mixes

The level of control was very poor for most treatments (Table 4). The $K_d(\text{chlorotoluron})$ at the Peldon Hall site was extremely high. It should be noted that the rate of SMY 1500 applied at Peldon Hall was less than intended.

Testing of A. myosuroides seed from Peldon and other sites in eastern England for resistance to chlorotoluron

The results of the test on seed collected in July 1985 and tested over the winter 1985/86 are not published. All the stocks tested were completely controlled by the 1.75 kg a.i./ha rate of chlorotoluron with the exception of the two stocks collected from Peldon. The stock from the original field, where resistance was first identified (lower 16 acre), collected from plants that received isoproturon during the autumn of 1984, was not controlled by the full rate of 3.5 kg a.i./ha chlorotoluron. A

seed stock collected from the same field but from an area that did not receive any herbicide in the 1984/85 cropping season was more susceptible. These stocks were re-tested the following year and the results are given in Table 5.

TABLE 3

Kd(chlorotoluron) values of the soil (Moss, 1984), head/m² of A. myosuroides in the untreated areas and percentage control of heads of A. myosuroides within main treatments, in the cultivation trials

	Kd	(heads	pendim-	terbut-	diclofop	chlorot	isopro	chlors-
	/m ²)	ethalin	ryn	-methyl	oluron	turon	ulfuron	
Brickhouse, 1985/86		SED = 13.8 d.f. = 49						
Shallow cult.	15 (336)	54	71	44	-4	59	72	
Plough	8 (180)	84	80	58	63	90	87	
Peldon Hall, 1985/86:		SED = 15.5 d.f. = 50						
Shallow cult.	18 (915)	57	33	16	41	82	87	
Plough	5 (107)	74	79	31	81	94	93	
Peldon Hall, 1986/87:		SED = 22.4 d.f. = 45						
Shallow cult.	11 (3667)	-24	-12	-27	-6	24	23	
Rotation pl.	4.2 (1394)	16	38	0	28	43	59	
Plough	3.7 (1280)	29	48	23	45	68	78	

Broad-leaved weed competition reduced the fresh weight of the untreated A. myosuroides in the 1986/87 trial. This occurred evenly over the site. The results in Table 5 confirm the findings of Moss (1987). The seeds collected from the cultivation trials in 1986 (Brickhouse, Melondowns and Peldon Hall, Twitch) were less resistant than those from the fields where the problem was first identified (Peldon Hall, lower 16 acre). In addition, the findings of the previous year that the stock of seed from Peldon Hall, lower 16 acre, collected from plants sprayed with isoproturon was more resistant than the seed collected from plants not receiving herbicide, were confirmed. A similar trend also occurred with the different seed stocks collected from Melondowns and Twitch. Stocks collected from other trial sites throughout the eastern area of the country were more susceptible but the control of the stock from Chittering requires further investigation.

DISCUSSION

The results, along with those of Moss (1987) indicate that the poor control of A. myosuroides on certain fields in the Peldon area was due to two factors. High adsorption of soil applied herbicides was partially responsible but even when ploughing was carried out, the results were not completely satisfactory. However, the adsorption was not always reduced to a level where soil applied herbicides would work very effectively (Eagle, 1987). Tests on the seed grown in soil favourable for control confirm that herbicide resistance was also a cause for the poor control. However, the first year of the cultivation trial did indicate that with favourable conditions and ploughing, satisfactory control of A. myosuroides, deemed to

be intermediate in resistance, could be achieved with single applications of isoproturon and chlorsulfuron/metsulfuron-methyl. Applications were made to larger A. myosuroides in 1986/87 and this may partially explain the results obtained in that year, although it should be noted that poor control of the weed was commonly achieved commercially on many farms in the eastern area of England.

TABLE 4

Herbicides, Kd (chloroturon) (Moss, 1984), rate of use and percentage control of heads of A. myosuroides in the evaluation of isoproturon tank-mixes trials.

Herbicide	Rate a.i./ha	Peldon Hall 16 acre Kd = 23	Brickhouse Melondowns Kd = 9
		SED=11.4 d.f.=28	SED=8.4 d.f.=18
isoproturon	2.5 kg	21	13
diclofop-methyl	1.14 kg	24	14
PP 604(1)	0.2 kg	52	16
followed by PP 604(1)	0.35 kg		
chlorsulfuron/metsulfuron -methyl	20.0 g	28	18
isoproturon+diclofop-methyl	2.5+1.14 kg	40	20
isoproturon+chlorsulfuron/ metsulfuron-methyl	2.5 kg +20.0 g	28	49
isoproturon+PP 604(1)	2.5+0.2 kg	78	61
followed by PP 604(1)	0.35 kg		
SMY 1500(2)	1.75 kg	15	52
No of heads/m ² (untreated)		(1801)	(2404)

(1) All treatments of PP 604 (tralkoxydim, formulation FD 4026) were applied with the addition of 0.1% non-ionic wetter (Agral) in the spray solution

(2) 4-amino-6-tert-butyl-3-ethylthio-1,2,4-triazin-5(4H)-one in formulation UK 220. 1.4 kg a.i./ha applied at Peldon Hall.

Ploughing not only increased the efficacy of the herbicides tested but also reduced the untreated population of A. myosuroides. On these soil types, farmers are reluctant to plough due to difficulties in achieving a consolidated and fine seedbed and an even establishment of crop plants. However at Peldon, the alternative of minimum tillage will almost certainly mean more herbicide treatments and the tests on the seed indicate that each application of a herbicide may result in the surviving plants becoming more resistant. This aspect of the problem requires further investigation as the implications are of great practical significance.

TABLE 5

Foliage weight(g)/metre of row of *A. myosuroides* when harvested in May 1987, untreated compared to 1.75 kg a.i./ha or 3.5 kg a.i./ha chlorotoluron.

Location and year of seed collection	Untreated	1.75 kg a.i./ha chlorotoluron	3.5 kg a.i./ha chlorotoluron
	SED = 44 d.f. = 78		
Peldon Hall(16 acre) 1985(1)	150	141	141
Peldon Hall(16 acre) 1985	193	386	348
Peldon Hall(Twitch) 1986(1)	162	284	182
Peldon Hall(Twitch) 1986	157	234	244
Brickhouse(Melondowns) 1986(1)	134	153	25
Brickhouse(Melondowns) 1986	208	208	168
Wragby, Lincolnshire 1986	212	107	3
Marshland St James, Norfolk 1986	140	10	7
Woburn, Bedfordshire 1986	103	2	1
Weed Research Organization 1985	248	8	0
Henham, Essex 1986	89	19	1
Thrapston, Northants 1986	216	45	2
Chittering, Cambridgeshire 1986	160	70	0
Odell, Bedfordshire 1986	119	15	6

(1) Seed was collected from plants not treated with herbicides. All other seed stocks were collected from plants treated with 2.5 kg a.i./ha isoproturon.

The trials confirmed the field container experiments described by Moss (1987). There appeared to be cross resistance to different groups of herbicides. The most promising herbicide combination of those tested in the field appeared to be PP 604 when tank-mixed with isoproturon. However, chlorsulfuron seemed to work more effectively in the cultivation trials at Peldon than in the field container experiments. This may be because this herbicide appears to be unaffected by adsorption onto soil organic matter and burnt straw residues and in ADAS trials, it has always worked more effectively in the relatively dry climate of eastern England in comparison with the west of the country, where the container experiments were carried out.

The stocks of *A. myosuroides*, which are described as resistant, have great economic significance to the farms on which they occur. The reasons for the occurrence of resistance on these farms are not understood and consequently, the potential for the problem to arise on other farms cannot be quantified. The cause of resistance therefore requires urgent attention as well as the monitoring of populations of the weed in the main arable areas of England. Tests on other trial sites in eastern England indicate that the problem is at present isolated. In addition, further trials work is required to try to identify economic control measures.

ACKNOWLEDGEMENTS

The trials described in this paper have been fully co-ordinated with experimental work at Long Ashton Research Station. The advice of Stephen Moss and George Cussans is gratefully acknowledged. Local co-ordination has been carried out by Scott Murray, the local ADAS Adviser and the assessments have been carried out by the ADAS Agronomy field team from Cambridge. Additional spraying was carried out by Andrew Pearce. The help of Ciba-Geigy, May & Baker, Hoechst, Cyanamid and Du Pont in providing staff for assessments in 1986 is also acknowledged. Finally, but not least, the trials could only be carried out with the close co-operation of the farmers involved. The help and sacrifice of John Sawdon of Peldon Hall Farm and Robert and Andrew Davidson of Brickhouse Farm have been essential to the success of the trials.

REFERENCES

- Baldwin, J.H. (1979) The chemical control of wild oats and black-grass - a review based on results from ADAS agronomy trials. ADAS Quarterly Review 33, 69-101.
- Clarke, J.H. (1987) Evaluation of herbicides for the control of Alopecurus myosuroides in winter cereals. Summary of results in ADAS trials in the 1985 and 1986 harvest years. Proceedings of British Crop Protection Conference - Weeds (this conference).
- Eagle, D.J. (1987) ADAS Pesticides Residues Unit, Government Buildings, Brooklands Avenue, Cambridge CB2 2DR (personal communication).
- Elliot, J.G.; Church, B.M.; Harvey, J.J.; Holroyd, J.; Hulls, R.H.; Waterson, H.A. (1979) Survey of the presence and the methods of control of wild-oats, black-grass and couch grass in cereal crops in the United Kingdom during 1977. Journal of Agricultural Science, Cambridge 92, 617-634.
- Moss, S.R. (1978) The influence of tillage and method of straw disposal on the survival and growth of black-grass, Alopecurus myosuroides and its control with chlortoluron and isoproturon. Annals of Applied Biology 91, 91-100.
- Moss, S.R. (1984) The influence of cultural practices on the activity of soil-acting herbicides. Proceedings of British Crop Protection Council Symposium, Soils and crop protection chemicals, 77-86.
- Moss, S.R.; Cussans, G.W. (1985) Variability in the susceptibility of Alopecurus myosuroides to chlortoluron and isoproturon. Aspects of Biology 9, The biology and control of weeds in cereals, 91-98.
- Moss, S.R. (1987) Herbicide resistance in black-grass (Alopecurus myosuroides). Proceedings of British Crop Protection Conference - Weeds (this volume).
- Moss, S.R.; Cussans G.W. (1987) Detection and practical significance of herbicide resistance with particular reference to the weed Alopecurus myosuroides (Black-grass). In: Combating Resistance to Xenobiotics: Biological and Chemical Approaches. M. Ford; D. Hollomon; B. Khambay and R. Sawicki (Eds). London: Society of Chemical Industry, (in press).
- Sly, J.M.A. (1986) Review of usage of herbicides in agriculture and horticulture and animal husbandry in England and Wales 1980-1983, UK Ministry of Agriculture, Fisheries and Food, London.

SYNERGISTIC EFFECTS OF 1-AMINOBENZOTRIAZOLE ON THE PHYTOTOXICITY OF CHLOROTOLURON AND ISOPROTURON IN A RESISTANT POPULATION OF BLACK-GRASS (ALOPECURUS MYOSUROIDES)

M.S. KEMP, J.C. CASELEY

AFRC Institute of Arable Crops Research, Long Ashton Research Station,
Department of Agricultural Sciences, University of Bristol, Long Ashton,
Bristol, BS18 9AF.

ABSTRACT

The phytotoxicity of chlorotoluron and isoproturon in resistant and susceptible populations of black-grass (Alopecurus myosuroides) has been investigated by treatment of hydroponically grown seedlings with the herbicides incorporated in the liquid medium. Seedlings from the resistant population survived concentrations of chlorotoluron more than ten times the maximum sustained by the susceptible population. The difference between the responses of the two populations was smaller for isoproturon.

Incorporation in the nutrient solution of the P450 mixed-function oxidase inhibitor 1-aminobenzotriazole (ABT) synergised herbicide activity against the resistant population but had little effect upon phytotoxicity in the susceptible population. These effects suggest that degradation and detoxification of chlorotoluron and isoproturon may be more rapid in the resistant population compared with the susceptible population.

INTRODUCTION

Resistance to chlorotoluron and isoproturon has been found in populations of black-grass where these herbicides have been used intensively in winter cereals for over ten years (Moss & Cussans 1985, 1987; Moss 1987). Two to three-fold increases in ED_{80} values were generally found, but a population at Peldon in Essex showed exceptionally high resistance to chlorotoluron (16-fold increase) compared to a population from a site at Rothamsted Experimental Station in which herbicides have not been used in its 140 year history. The present work compares the responses of hydroponically grown seedlings from these two populations to incorporations of chlorotoluron and isoproturon in the liquid medium, and investigates the influence of simultaneous incorporations of 1-aminobenzotriazole (ABT) on these responses.

MATERIALS AND METHODS

Samples of black-grass seed (20g) collected from the Peldon and Rothamsted populations were pre-germinated on moist filter paper by incubating for 8 days at 17.5°C in the dark with daily 3 hour light periods (Atlas "Grow-lux" 6 x 8W in a Gallenkamp cooled incubator). Newly germinated seeds which were at a uniform stage of development (20% of total) were selected for growing on in liquid nutrient ($Ca(NO_3)_2$ 0.75mM, KNO_3 2.5mM, KH_2PO_4 0.5mM, $MgSO_4$ 0.75mM, $NaNO_3$ 1mM, Ferric EDTA 9.22 μ M, H_3BO_3 9.22 μ M, $CuSO_4$ 0.16 μ M, KCl 14.1 μ M, $MnSO_4$ 3.6 μ M, NH_4MoO_4 0.106 μ M, $ZnSO_4$ 0.77 μ M). Groups of ten Peldon plus ten Rothamsted seedlings per 500ml of liquid nutrient were grown in a constant environment (16 h. day, 20°C, Photosynthetically active radiation within waveband 400-700 nm. (PAR) 325 μ M $m^{-2} sec^{-1}$, r.h. 75%; 8hr. night 16°C, r.h. 82%).

After 10 days, when the seedlings had developed 1-2 unfolded leaves (growth stage 11-12; Tottman and Broad 1987), chlorotoluron was incorporated into the liquid medium at nine concentrations across the range 0.01-5 mg/l. Similar treatments were prepared using isoproturon. Control plants were maintained in herbicide-free nutrient. Three replicates of all these herbicide treatments were also prepared and given additional treatments of ABT at concentrations of 5, 7.5 and 10 mg/l respectively.

Nutrient solutions plus herbicide and ABT adjuvants were changed every five days. Damage to plants was assessed by measuring fresh weight of foliage three weeks after the commencement of herbicide treatment.

RESULTS

The effects of increasing concentrations of (i) chlorotoluron and (ii) isoproturon in the liquid medium upon fresh weight of foliage in the Peldon and Rothamsted populations of black-grass are illustrated in Fig 1. Chlorotoluron at concentrations > 0.05 mg/l are phytotoxic to the Rothamsted population, but the Peldon population suffers equivalent damage only at concentrations > 0.5 mg/l (Fig. 1a and 1b). In the case of isoproturon the difference between the two populations is smaller. Concentrations > 0.05 mg/l are again phytotoxic to the Rothamsted population, and comparable damage is inflicted in the Peldon population by concentrations > 0.2 mg/l (Fig. 1c and 1d).

The enhanced growth observed in seedlings of the Peldon population exposed to subtoxic concentrations of herbicide is attributable to a loss of competition from the Rothamsted plants which are killed by these concentrations. The effect is eliminated when the two populations are grown in isolation, but herbicide phytotoxicity is unaffected.

The influence of ABT on chlorotoluron and isoproturon phytotoxicity in both Peldon and Rothamsted black-grass populations are compared in Fig. 1. Treatment with ABT alone reduced the fresh weight of foliage by 10-30%. This was accompanied by a reduction in leaf length and some necrosis at the leaf tips. Increasing concentrations of ABT progressively reduces tolerance to chlorotoluron in the Peldon population (Fig. 1a). ABT at 5 mg/l substantially suppresses the tolerance, and 10 mg/l almost eradicates it. The development of chlorosis and later necrosis associated with chlorotoluron is now comparable to that in the Rothamsted population. Likewise the less pronounced tolerance to isoproturon in the Peldon population is removed by 5mg/l ABT, though applications of higher concentrations have little further effect (Fig. 1c). These synergistic effects on chlorotoluron and isoproturon phytotoxicity are not as apparent in the Rothamsted population (Fig. 1b and 1d).

DISCUSSION

Chlorotoluron is degraded and detoxified in plant tissues and soils via ring-methyl oxidation, N-demethylation and conjugation of the corresponding metabolites (Gross *et al.*, 1979; Cole & Owen, 1987a). Analogous pathways of degradation have been demonstrated for isoproturon in soil (Mudd *et al.*, 1983). The selective properties of these herbicides have been attributed to their rapid degradation and detoxification by the crop plants (Ryan *et al.*, 1981; McIntosh *et al.*, 1981). In wheat and barley, the major route of chlorotoluron degradation is via ring-methyl oxidation reactions (Gross *et al.*, 1979; Ryan *et al.*, 1981). This is particularly apparent in those

Key

0 mg/l	ABT	●
5 "	"	□
10 "	"	○

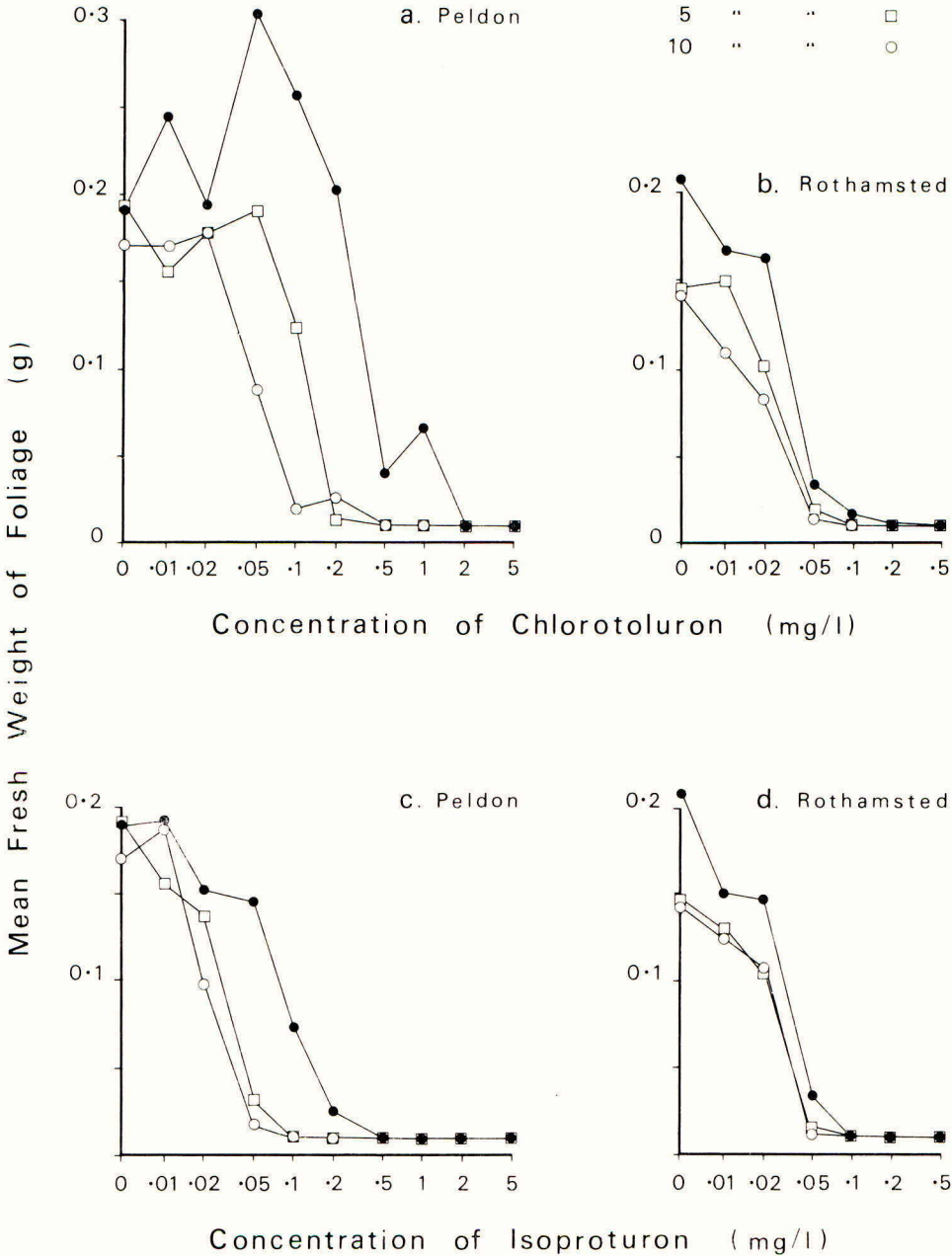


Figure 1. Synergistic effects of l-aminobenzotriazole (ABT) on phytotoxicity of chlorotoluron and isoproturon in Peldon and Rothamsted populations of black-grass (*Alopecurus myosuroides*).

cereal varieties which are most tolerant to chlorotoluron (Ryan & Owen 1983), but in resistant cotton (*Gossypium hirsutum*) N-demethylation is the predominant pathway (Ryan et al., 1981; Cole & Owen, 1987a).

The P450 mixed function oxidase inhibitor ABT is synergistic to chlorotoluron and isoproturon phytotoxicity in wheat (Cabanne et al., 1985; Gaillardon et al., 1985), and in cell suspension cultures of cotton and maize (*Zea mays*) (Cole & Owen, 1987b). Both oxidation of alkyl groups and N-demethylation are inhibited, but the extent to which each is affected appears to be dependent upon the molecular structure of the herbicide and the plant species. The stunting effects associated with applications of ABT might similarly be associated with inhibition of cytochrome P450 dependent oxidation and demethylation in gibberellin and sterol biosynthesis (Buchenauer et al., 1984; Burden et al., 1987; Hedden & Graebe, 1985).

These findings together with the results of the present work suggest that resistance to chlorotoluron and isoproturon in the Peldon black-grass population may be attributable to rapid herbicide degradation and detoxification. Resistance based upon such enhanced enzymic activity might explain cross resistance in the Peldon population to other herbicides of varied modes of action including terbutryne, diclofop-methyl, chlorsulfuron and pendimethalin (Moss & Cussans, 1987; Moss, 1987).

Rotations and mixtures of herbicides probably have limited potential for controlling cross resistance of this nature, and increased applications of herbicide are neither economical nor environmentally desirable. ABT cannot be used in practice since synergy also occurs in herbicide-treated cereals. However, oxidase inhibitors can be species specific (Gressel & Shaaltiel, 1987). Other synergists of the type therefore may provide an effective means of overcoming resistance associated with rapid herbicide degradation.

REFERENCES

- Buchenauer, H.; Kutzner, B.; Koths, T. (1984) Effect of varioustriazole fungicides on growth of cereal seedlings and tomato plants as well as on gibberellin contents and lipid metabolism in barley seedlings. *Zeitschrift fur Pflanzenkrankheiten und Pflanzenschutz* 91, 506-524.
- Burden, R.S.; Clark, T.; Holloway, P.J. (1987) Effects of sterol biosynthesis-inhibiting fungicides and plant growth regulators on the sterol composition of barley plants. *Pesticide Biochemistry and Physiology* 27, 289-300.
- Cabanne, F.; Gaillardon, P.; Scalla, R. (1985) Aminobenzotriazole as a synergist of urea herbicides. *Proceedings 1985 British Crop Protection Conference - Weeds* 3, 1163-1170.
- Cole, D.J.; Owen, W.J. (1987a) Influence of composition of nutrient medium on the metabolism of chlortoluron in plant-cell suspension cultures. *Pesticide Science* 19, 67-78.
- Cole, D.J.; Owen, W.J. (1987b) Influence of monooxygenase inhibitors on the metabolism of the herbicides chlortoluron and metolachlor in cell suspension cultures. *Plant Science* 50, 13-20.
- Gaillardon, P.; Cabanne, F.; Scalla, R.; Durst, F. (1985) Effect of mixed function oxidase inhibitors on the toxicity of chlortoluron and isoproturon to wheat. *Weed Research* 25, 397-402.
- Gressel, J.; Shaaltiel, Y. (1987) Biorational herbicide synergists. *Proceedings of the American Chemical Society Symposium, Biotechnical Approaches to Plant Protection, Snowbird, Utah, June 1987*.

- Gross, D.I.; Laanio, T.; Dupuis, G.; Esser, H.O. (1979) The metabolic behaviour of chlortoluron in wheat and soil. Pesticide Biochemistry and Physiology 10, 49-59.
- Hedden, P.; Graebe, J.E. (1985) Inhibition of gibberellin biosynthesis by paclobutrazol in cell-free homogenates of *Cucurbita maxima* endosperm and *Malus pumila* embryos. Journal of Plant Growth Regulation 4, 111-112.
- McIntoch, R.M.; Robertson, J.; Kirkwood, R.C. (1981) The mode of action and basis of selectivity of isoproturon in wheat, *Avena fatua* L. (wild oats) and *Alopecurus myosuroides* Huds. (black-grass). Association of Applied Biologists Grass Weeds in Cereals in the United Kingdom Conference, 1981, 247-255.
- Moss, S.R. (1987) Herbicide resistance in black-grass (*Alopecurus myosuroides*). Proceedings 1987 British Crop Protection Conference - Weeds (this volume).
- Moss, S.R.; Cussans, G.W. (1985) Variability in the susceptibility of *Alopecurus myosuroides* (black-grass) to chlortoluron and isoproturon. Aspects of Applied Biology 9. The biology and control of weeds in cereals, 91-98.
- Moss, S.R.; Cussans, G.W. (1987) Detection and practical significance of herbicide resistance with particular reference to the weed *Alopecurus myosuroides* (black-grass). In Biological and Chemical Approaches to Combating Resistance to Xenobiotics. Editors M. Ford, D. Holloman, B. Khambay and R. Sawicki. Ellis Harwood, Chichester.
- Mudd, P.J.; Hance, R.J.; Wright, S.J.L. (1983) The persistence and metabolism of isoproturon in soil. Weed Research 23, 239-246.
- Ryan, P.J.; Gross, D.; Owen, W.J.; Laanio, T.L. (1981) The metabolism of chlortoluron, diuron and CGA 43057 in tolerant and susceptible plants. Pesticide Biochemistry and Physiology 16, 213-221.
- Ryan, P.J.; Owen, W.J. (1983) Metabolism of chlortoluron in tolerant and sensitive cereal varieties. Aspects of Applied Biology 3, Crop Sensitivity to Herbicides, 63-72.
- Tottman, D.R.; Broad, H. (1987) The decimal code for the growth stage of cereals with illustrations. Annals of Applied Biology 110, 441-454.

FURTHER INVESTIGATIONS INTO THE RESISTANCE OF CHICKWEED (STELLARIA MEDIA) TO MECOPROP

P.J.W. LUTMAN, H.S. SNOW

Department of Agricultural Sciences, University of Bristol, Institute of Arable Crops Research, Long Ashton Research Station, Long Ashton, Bristol BS18 9AF.

ABSTRACT

The experiments described in this paper have confirmed the presence of mecoprop-resistant chickweed (Stellaria media) in a large area to the north of Bath (Avon). There was at least a six-fold difference in sensitivity between the resistant and susceptible plants. Comparison of eighteen stocks showed that the distribution of resistance was irregular, as resistant plants were collected from fields adjacent to those containing susceptible ones. There were also indications that plants from some fields were intermediate in sensitivity. Plants resistant to foliage applications of mecoprop were also less sensitive to soil applications of this herbicide, indicating that effects on herbicide uptake and translocation are unlikely to be the cause of the resistance. In an experiment to test for cross-resistance, both mecoprop-resistant and susceptible seed stocks were equally sensitive to the growth regulator herbicides, dicamba, benazolin and fluroxypyr.

INTRODUCTION

The occurrence of herbicide resistant weeds has become increasingly common in recent years, frequently as a result of repeated use of the same or closely related herbicides. The most serious and widespread problem, worldwide, is resistance to the triazine herbicides (LeBaron & Gressel 1982), but in the UK, although present on some horticultural holdings, triazine resistance is of minor importance. Of greater potential concern in England, is the occurrence of resistance to chlorotoluron and a number of other unrelated herbicides in black-grass (Alopecurus myosuroides) in Essex (Moss 1987, Moss & Cussans 1987). Annual meadow grass resistant to paraquat has also been identified in England (Putwain 1982).

Resistance to growth regulator herbicides has only rarely been reported (LeBaron & Gressel 1982), despite their extensive use for over forty years. However, preliminary experiments reported in 1985 indicated that chickweed (Stellaria media) from two fields near Bath (Avon) was resistant to the normal field rates of the phenoxy-alkanoic acid herbicide, mecoprop (Lutman & Lovegrove 1985). It was not clear how this resistance had arisen, as the farms concerned did not have a long history of the use of this herbicide. Nor was it clear whether the two fields concerned were isolated examples, or were part of a much more widespread problem. The earlier experiments had indicated that there was some cross-resistance to other phenoxy-alkanoic acid herbicides but field observations had suggested that the growth regulatory herbicide, fluroxypyr might still be effective.

Thus, there was a need to confirm the occurrence of resistance, to delineate the extent of resistance in the Bath area, to identify those herbicides that would be effective against the mecoprop-resistant plants and to understand the mechanisms of resistance involved. The five

experiments described in this paper attempted to provide this information.

MATERIALS AND METHODS

General

In all the experiments described, five chickweed plants were grown from seed in a standard potting compost in 9 cm pots, on capillary matting in an unheated glasshouse, during summer 1986. The foliar treatments of mecoprop and the other herbicides were all applied with a laboratory pot sprayer fitted with a 'Spraying Systems' 80015 'TeeJet' nozzle delivering 300 l/ha at a pressure of 207 kPa. The soil drench treatments in Experiments 1 and 2 were applied with a syringe, each pot receiving 10ml of herbicide solution, the dose being calculated on the basis of the surface area of the pot.

Experimental Design and Analysis

All five experiments were of a randomised block design with three replicates. The herbicide treatments were applied at a range of doses so that dose response curves could be calculated. The Rothamsted Maximum Likelihood Programme (MLP), constrained to an asymptote of zero, was used to fit logistic curves to the fresh and dry weight data. In general, the fresh weights gave more consistent results than the dry weights, as the dry weights of dead and live plants differed less than their fresh weights. From these curves the doses required to reduce plant weights by 50%, compared to the weight of the untreated controls, were calculated (ED_{50}). In Experiments 4 and 5 parallel curve analysis (Ross 1978) was used to group stocks of chickweed, according to their susceptibility.

Foliage and soil applications of mecoprop (Experiments 1 and 2)

The chickweed plants in these two experiments were treated with mecoprop (K salt, 570 g a.e./l a.c.) 4 - 5 weeks after sowing on 14 May (Expt 1) or 23 June (Expt 2), when the plants were well established and beginning to flower. Visual assessments of effects were recorded approximately two weeks after treatment and the fresh and dry weights of the plants measured in the following week. Five stocks of chickweed were studied in both experiments. These were from the Weed Research Organisation, Oxford (WRO), Long Ashton Research Station, Bristol (LARS), May & Baker's Ongar Research Station (ONG), the first resistant field identified near Bath (BAO) and the second resistant field (BAN), also near Bath.

In Experiment 1 plants from the two Bath stocks were sprayed with a range of doses of mecoprop from 1.4 to 7.0 kg a.e./ha and those from the three others were treated with doses from 0.2 to 2.6 kg a.e./ha. The soil drench treatments were eight doses of mecoprop equivalent to: 0.25 - 5.5 kg a.e./ha for WRO, ONG, and LARS and 2.5 - 13.0 kg a.e./ha for the two Bath stocks. The soil drench treatments in Experiment 2 were eight doses of mecoprop from 2.0 to 16.0 kg a.e./ha, applied to all five stocks. In both experiments the growth of the treated plants was compared with untreated controls. The fresh and dry weight data were used to generate the dose response curves.

Performance of other herbicides (Experiment 3)

The activities of benazolin (K salt, 300 g a.e./l a.c.), dicamba (Na salt, 240 g a.e./l a.c.) and fluroxypyr (ester, 200 g a.i./l e.c.) against the same five stocks of chickweed (WRO, LARS, ONG, BAO, BAN) were assessed in the third experiment. As in Experiments 1 and 2, the plants were sprayed 4 - 5 weeks after sowing and were harvested 2 - 3 weeks after

spraying. Fresh and dry weights of foliage were recorded. Visual symptoms of damage were also noted. Four doses of each herbicide, 0.1 - 0.8 kg a.e./ha for dicamba and benazolin and 0.06 - 0.24 kg a.i./ha for fluroxypyr were compared on all five seed stocks. The weights of the treated plants and the untreated controls were used to produce the dose response curves and the ED₅₀s.

Extent of resistance (Experiments 4 and 5)

In these two trials plants grown from seed collected from chickweed plants from up to eighteen fields from the Bath area (Fig. 1) were tested for their sensitivity to mecoprop. A known susceptible seed stock (WRO) was included for comparison. The plants were sprayed on 30 July (Expt 4) or 11 Sept (Expt 5) and were harvested 19 or 12 days after treatment, respectively. Eight doses of mecoprop (K salt, 570 g a.e./l a.c., 1.4 - 11.4 kg a.e./ha) were applied in Experiment 4 to the nine stocks tested and six doses (0.8 - 7.8 kg a.e./ha) to the nineteen stocks treated in Experiment 5. Untreated control plants were also included. As in the previous experiments response curves from the fresh and dry weight data of the different stocks were produced.

RESULTS

Foliage and soil applications of mecoprop

In the first experiment, the dose response curves based on the fresh weight data, for the foliar applications of mecoprop, on the three non-Bath seed stocks, were similar, giving ED₅₀s between 0.74 and 1.13 kg a.e./ha (Table 1). The Bath plants were much less sensitive with ED₅₀s of around 8.0 kg a.e./ha. Because of the degree of resistance shown by the Bath plants, even the highest dose tested achieved only a modest degree of control. There was at least a seven-fold difference in sensitivity between the Bath plants and the others. All the plants exhibited an epinastic response to the mecoprop within 24h of treatment, especially at the higher doses, the leaves curled and the stems and petioles became twisted. The symptoms slowly disappeared from the Bath plants but not from the others.

TABLE 1

The effect of foliage and soil applications of mecoprop on the growth of five stocks of chickweed. Data = \log_{10} dose (kg a.e./ha) required to reduce fresh weights by 50%, compared to the growth of the unsprayed controls (ED₅₀)

Stock	Experiment 1			Experiment 2		
	Foliage Application		Soil Application		Soil Application	
	Log ED ₅₀	S.E. of mean (ED ₅₀)	Log ED ₅₀	S.E. of mean (ED ₅₀)	Log ED ₅₀	S.E. of mean (ED ₅₀)
WRO	0.066 (1.16)*	0.079	0.904 (8.01)	0.169	0.784 (6.08)	0.079
LARS	-0.128 (0.74)	0.064	0.767 (5.86)	0.115	0.305 (2.02)	0.157
ONG	0.053 (1.13)	0.065	0.856 (7.17)	0.129	0.629 (4.26)	0.066
BAO	0.910 (8.13)	0.045	1.446 (27.9)	0.190	1.965 (92.3)	0.458
BAN	0.892 (7.80)	0.039	1.674 (47.2)	0.207	1.830 (67.6)	-

* detransformed doses

The activity of mecoprop applied to the soil was much poorer than that following the foliar treatments. Despite the use of higher doses, none of the treatments achieved a very high degree of control. The data were also considerably more variable. The calculated ED₅₀s from the fresh weight data, for the WRO, LARS and Ongar seed stocks were between 5.9 and 8.0 kg a.e./ha, whilst those of the two Bath stocks, which were almost unaffected by the mecoprop, were 28 and 47 kg a.e./ha (Table 1). The results from the soil applications of the second experiment were similar to those of the first. The ED₅₀s of the three non-Bath stocks were between 2 and 6 kg a.e./ha, whilst those of the Bath stocks were even higher than in the first experiment, 68 and 92 kg a.e./ha. These very high ED₅₀s again reflect the lack of effect from all the doses of mecoprop tested. Clearly, in both trials, the Bath stocks were less susceptible to mecoprop applied through the soil than the others.

Performance of other herbicides

Dicamba

The sensitivity of the five stocks of chickweed to dicamba was similar. All the plants showed epinastic symptoms. The ED₅₀s, based on the dose response curves of the fresh weights, were all between 0.28 and 0.43 kg a.e./ha, the least sensitive were the plants from WRO and Ongar (Table 2).

Benazolin

The performance of benazolin was not greatly affected by the origins of the plants, as curled leaves and twisted stems were observed on all five stocks. All five stocks were controlled by benazolin, the ED₅₀s being between 0.30 and 1.11 kg a.e./ha (Table 2). Again, the WRO and Ongar plants were slightly less susceptible than the others.

TABLE 2

The sensitivity of five stocks of chickweed to dicamba, benazolin and fluroxypyr. Data = log¹⁰ dose (kg/ha) required to reduce foliage fresh weight by 50%, compared to the growth of the unsprayed controls (ED₅₀).

Stock	Dicamba		Benazolin		Fluroxypyr	
	Log ED ₅₀	S.E. of mean (ED ₅₀)	Log ED ₅₀	S.E. of mean (ED ₅₀)	Log ED ₅₀	S.E. of mean (ED ₅₀)
WRO	-0.370(0.43)*	0.081	-0.212(0.61)	0.097	-0.950(0.112)	0.123
LARS	-0.550(0.28)	0.100	-0.322(0.48)	0.167		
ONG	-0.352(0.44)	0.084	0.044(1.11)	0.380	-1.079(0.083)	0.088
BAO	-0.552(0.28)	0.033	-0.323(0.48)	0.119	-1.382(0.041)	0.235
BAN	-0.520(0.30)	0.096	-0.521(0.30)	0.056	-1.331(0.047)	0.125

* detransformed dose

Fluroxypyr

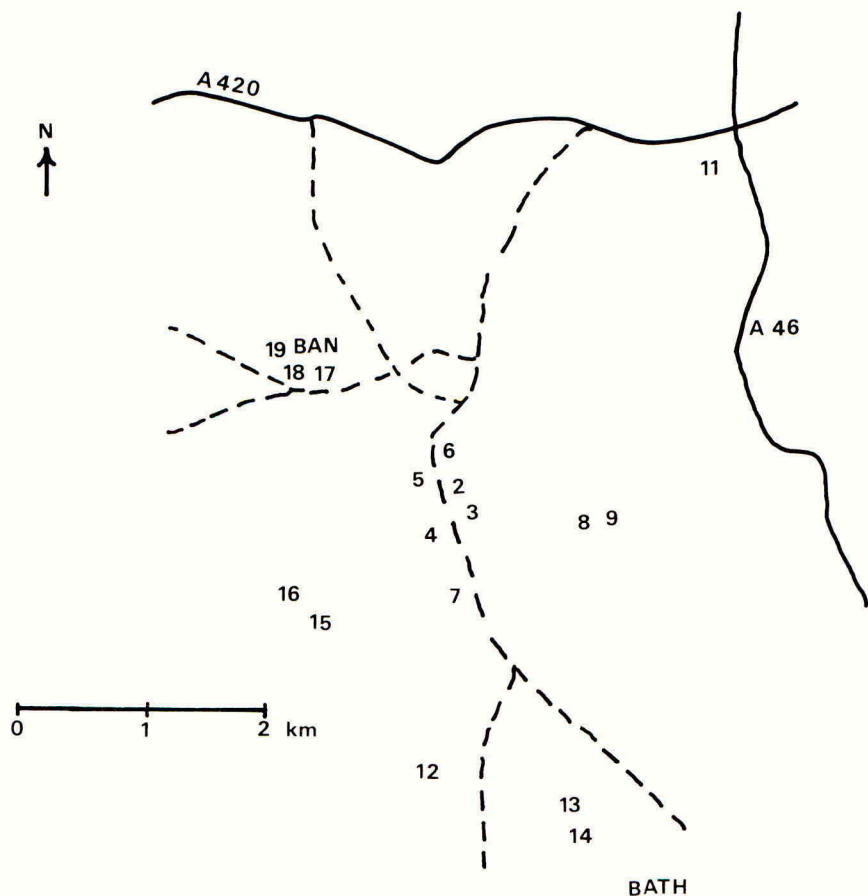
Plants from the four stocks tested rapidly became twisted following the application of fluroxypyr. The ED₅₀s indicated that the two non-Bath stocks were marginally more tolerant than the mecoprop-resistant Bath stocks (Table 2) but these apparent differences were not supported by the statistical analysis.

Extent of resistance

The first test of resistance to include seven of the additional seed stocks from near Bath showed that some were as resistant as the original stocks, whilst others were not. There was a very high degree of control, from even the lowest dose of mecoprop, of the plants from WRO and those from fields 2, 3 and 5, near Bath (Fig. 1 and Table 3). As a consequence of this, the fit of the dose response curve was poor and the MLP programme did not provide standard errors for the calculated ED_{50} value. In contrast, fields 6 and 7 appeared as resistant as the BAO standard, with ED_{50} s of 4.2 and 3.3 kg a.e./ha. Parallel curve analysis confirmed that stocks 2, 3 and 5 were as sensitive as WRO and 6, 7, and 8 were as tolerant as BAO.

FIGURE 1

The distribution of fields sampled for mecoprop-resistant chickweed in an area to the north of Bath.



8C-6

These two groups were different from each other and from stock 9, which was intermediate. The overall level of control in this trial was higher than that achieved in Experiment 1.

TABLE 3

Relative sensitivity of nine stocks of chickweed to foliage applications of mecoprop (Experiment 4). Data = \log_{10} dose (kg a.e./ha) required to reduce foliage fresh weights by 50%, compared to the growth of the unsprayed controls (ED_{50}).

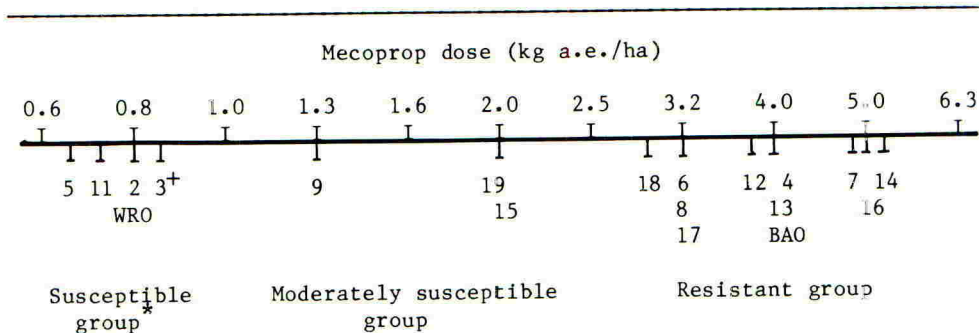
Stock	Log ED_{50} (ED_{50})	S.E. of mean	Stock	Log ED_{50} (ED_{50})	S.E. of mean
WRO	-1.458(0.035)*	- ⁺	6	0.619(4.16)	0.061
BAO	0.597(3.95)	0.034	7	0.515(3.27)	-
2	-1.547(0.028)	-	8	0.274(1.88)	-
3	-1.169(0.068)	-	9	-0.045(0.90)	0.206
5	-3.451(0.0004)	-			

* detransformed values

+ because of the inadequacy of the dose range (all doses severely damaged the plants), no standard errors are available

FIGURE 2

Relative sensitivities of nineteen stocks of chickweed to foliage applications of mecoprop (Experiment 5). Data = detransformed \log_{10} dose (kg a.e./ha) required to reduce foliage fresh weights by 50% compared to the growth of the unsprayed controls (ED_{50}).



* Groupings produced by parallel curve analysis

+ see Figure 1 for the location of the fields containing the nineteen seed stocks

In the final experiment a range of responses to mecoprop were identified in nineteen stocks of chickweed, including the standards 'WRO' and 'BAO'. The parallel curve analysis of the fresh weight data identified a susceptible group (WRO, 2, 3, 5, 11) with an ED_{50} of approximately 0.7 kg a.e./ha, and a resistant group (BAO, 4, 6, 7, 8, 12, 13, 14, 16, 17) with an average

ED₅₀ of approximately 4.0 kg a.e./ha (Fig. 2). Stock 18 was not quite as resistant as the main resistant group, and plants from fields 9, 15 and 19 were clearly intermediate in response.

DISCUSSION

The results of our experiments confirmed the presence of chickweed resistant to mecoprop in an area of at least 30km² to the north of Bath (Fig. 1). The full extent of the affected area is still not fully defined as the chickweed plants from some fields distant from the centre of the area were still resistant. However, plants from the most remote site (11) were susceptible. Earlier experiments (Lutman & Lovegrove 1985) included only one 'susceptible' stock, from WRO, so it could be argued that this was ultra-sensitive. However, the first experiment clearly showed that three different standard stocks (WRO, LARS, ONG) were all equally sensitive. The ED₅₀ values for the trials indicated that there was at least a six-fold difference in tolerance between the resistant and susceptible stocks.

The variability in the level and distribution of resistance in the final experiment was unexpected. The plants from fields 2, 3 and 5, which were susceptible to mecoprop, were adjacent to the original resistant field (BAO) and were very close to fields 4 and 6, which contained resistant plants. There were also indications in this experiment and in Experiment 4 that some stocks were intermediate in response, particularly stock 9. Most of the seeds used in the experiments were produced by a small number of plants collected from each of the fields. So it is not clear whether this apparent variation between adjacent fields was due to differences in susceptibility within fields that had not been identified because of the small numbers of plants collected, or to real differences between them. Further, more intensive, sampling of the fields is needed.

Previous experiments have shown that mecoprop-resistant plants were also resistant to the related phenoxy-alkanoic acid herbicides MCPA and dichlorprop (Lutman & Lovegrove 1985). In the experiments reported here there was no indication that mecoprop resistance also extended to the growth regulator herbicides benazolin, dicamba and fluroxypyr. Thus, the mecoprop cross-resistance appears to be restricted to closely related herbicides, unlike the extensive cross-resistance identified by Moss & Cussans (1987) for chlorotoluron-resistant black-grass. As there is a lack of resistance to other herbicides, a number of alternative products containing effective post-emergence herbicides are available to the farmer.

There are a number of possible explanations for the resistance of the chickweed plants. The uptake or translocation of the herbicide may be affected, or the plants may vary in their ability to metabolise mecoprop. As plants resistant to foliar applications of mecoprop were also shown to be less sensitive to soil applications of this herbicide it seems unlikely that the primary cause of resistance is related to lowered uptake or translocation. Poor performance from phenoxy-alkanoic acid herbicides on some weed species (e.g. MCPA on cleavers, Galium aparine) seems to be due to the ability of the weed to detoxify the herbicide. Thus it is possible that metabolic differences may account for the resistance shown in these experiments. Some support for this theory is provided by the response of the treated plants to mecoprop. Epinastic symptoms were produced by all stocks but these symptoms subsequently disappeared from the plants that were resistant. Detailed biochemical studies are planned to identify the basis of this resistance.

It is frequently stated that herbicide resistance develops because of the repeated use of the same herbicide. This may be true for the development of triazine-resistant weeds in maize monocultures but appears not to be true for this mecoprop-resistant chickweed. The majority of farms in the affected area are primarily grassland, with a small area of cereals, so their use of mecoprop has not been intensive. It would appear likely that the chickweed population in this area has been resistant to mecoprop for some time and this was noticed only when cereals were grown and mecoprop was used as the sole broad-leaved weed herbicide. Superficial observations of the plants in the five experiments described indicate that the herbicide resistant plants were as 'fit' (vigorous) as the susceptible ones. This factor would ensure their survival in the fields in years when mecoprop is not used. This absence of a fitness penalty associated with herbicide resistance contrasts with triazine resistance, where resistant plants tend to be less competitive, in the absence of the herbicide, than susceptible ones (Radosevich & Holt 1982).

ACKNOWLEDGEMENTS

We would like to thank the farmers who let us collect chickweed plants from their land and are grateful to Chris Batchelor and Mike Mellor for their help in identifying a number of the sampled fields. We would also like to acknowledge the help we received from Charles Marshall on the statistical analysis of the data.

REFERENCES

- LeBaron, H.; Gressel, J. (1982) Herbicide Resistance in Plants. Wiley, New York, 401 pp.
- Lutman, P.J.W.; Lovegrove, A.W. (1985) Variations in the tolerance of Galium aparine (cleavers) and Stellaria media (chickweed) to mecoprop. Proceedings 1985 British Crop Protection Conference - Weeds, 411 - 418.
- Moss, S.R. (1987) Herbicide resistance in blackgrass (Alopecurus myosuroides). Proceedings 1987 British Crop Protection Conference - Weeds (this volume).
- Moss, S.R.; Cussans, G.W. (1987) Detection and practical significance of herbicide resistance with particular reference to the weed Alopecurus myosuroides (black-grass). In: Biological and Chemical Approaches to Combating Resistance to Xenobiotics. M. Ford, D. Holloman, B. Khambay and R. Sawicki (Eds), Society of Chemical Industry, London, (in press).
- Putwain, P.D. (1982) Herbicide resistance in weeds - an inevitable consequence of herbicide use? Proceedings 1982 British Crop Protection Conference - Weeds, 719 - 728.
- Radosevich, S.R.; Holt, J.S. (1982) Physiological responses and fitness of susceptible and resistant weed biotypes to triazine herbicides. In: Herbicide Resistance in Plants. H. LeBaron and J. Gressel (Eds), Wiley, New York, 163 - 182.
- Ross, C.J.S. (1978) Curve fitting using the Rothamsted Maximum Likelihood Program. In: Numerical Software Needs and Availability. D.A.H. Jacobs (Ed), Academic Press, 292 - 323.

CROSS-RESISTANCE TO PARAQUAT AND ATRAZINE IN CONYZA CANADENSIS

E. PÖLÖS, J. MIKULÁS

Research Institute for Viticulture and Enology, Kecskemet, Hungary

Z. SZIGETI

Department of Plant Physiology, Eotvos Lorand University, Budapest,
Hungary

G. LASKAY, E. LEHOCZKI

Research Team of Department of Botany, Hungarian Academy of Sciences,
Szeged, Hungary

ABSTRACT

A biotype of Conyza canadensis from a vineyard subjected to repeated paraquat and triazine herbicide treatment, and a wild type from an adjacent ruderal area, were examined for resistance to paraquat and atrazine. A reduction in CO₂ fixation was observed after treatment with paraquat for 1 hour, but thereafter it was strongly stimulated in the resistant biotype while that of the susceptible biotype was inhibited. However CO₂ fixation following glufosinate treatment in paraquat-resistant plants was reduced to a greater extent than in susceptible plants. Glufosinate caused alteration of fluorescence transient in both biotypes. A higher concentration of glufosinate was required to cause inhibition in the susceptible biotype. Cross-resistance to atrazine of the paraquat resistant biotype was demonstrated through slow fluorescence induction measurements.

INTRODUCTION

Paraquat is used as a broad spectrum total-kill herbicide and has been used extensively as a herbicide for foliar treatment in fruit orchards and vineyards. Tolerance to paraquat was first reported by Faulkner (1976) in Lolium perenne. Weed resistance to paraquat has been discovered in Erigeron philadelphicus, in Conyza bonariensis in England, Japan and Egypt (Gressel *et al.*, 1982), in Poa annua in England (Gressel *et al.*, 1982) and in Hordeum glaucum in Australia (Warner & Mackie, 1982). Paraquat had been applied in every case 2 or 3 times annually during the preceding 5 to 11 years. The paraquat-resistant Erigeron spp show cross-resistance to diquat, but are susceptible to glyphosphate, bentazone and MCPA (Watanabe *et al.*, 1982).

Several hypotheses of the paraquat-resistance mechanism have been proposed such as adsorption of the paraquat to lignified areas, lack of penetration due to increased epicuticular wax (Thrower *et al.*, 1965), binding of paraquat to cell walls, restriction of its movements into the chloroplast (Fuerst *et al.*, 1985), alteration of the redox potential of the PS-I, primary electron acceptor and detoxification of the superoxide anion radical by elevated levels of superoxide dismutase, ascorbate peroxidase and glutathione reductase (Youngman & Dodge, 1981; Harvey & Harper, 1982; Shaaltiel & Gressel, 1986).

Unexpectedly, in 1986 we discovered a paraquat-resistant biotype of C. canadensis which was cross-resistant to atrazine. This is an

interesting observation because the action site of atrazine and paraquat are different. Paraquat had also been applied to these vineyards 3 or 4 times annually during the preceding 10 years and atrazine had also been used extensively in this period. The present study involves verification of the reversed resistance to glufosinate in paraquat-resistant C. canadensis and characterisation of the cross-resistance to atrazine.

MATERIALS AND METHODS

Plant material

Resistant plants of C. canadensis were collected from vineyards near Kecskemet (Hungary) where paraquat and atrazine had been applied continuously for 10 years. This population was tested for herbicide-resistance in field experiments. Susceptible plants were collected from adjacent areas where no herbicides had been applied. Plants were collected during the early summer, when 7 - 8 months old and between the rosette and flowering stages. Fully expanded leaves of the same size (6 - 8 cm) were cut from the collected plants and were floated on different concentrations of herbicides.

Field experiments

Small plots (10 m²) were used in vineyards in a randomised block design with 4 replicates. Applications were made in the summer by knapsack sprayer at a volume 400 l/ha and a pressure of 300 kPa. Paraquat ('Gramoxone', 250 g a.i./l) was used at a range of rates from 4 - 64 l/ha and glufosinate ('Basta', 200 g a.i./l) at 4 l/ha. C. canadensis was treated at the rosette stage. Weed control was assessed visually in comparison with untreated control plots using the EWRC scale, 1 week and 1 month after treatment.

CO₂ fixation

C. canadensis leaves were floated on different concentrations of paraquat and diquat (10⁻⁴ - 10⁻⁵ M) at 10 mW illumination intensity. Measurements were made at 1 and 4 hours. The rate of light-induced CO₂ fixation was determined using the method of Lang et al., (1985). Leaves were illuminated with white light of 60 mW/cm² for 2 minutes. Fifty discs 5 mm in diameter were cut per treatment, heat denatured and dried by ironing between 2 layers of filter paper at 100 - 150°C, then placed in scintillation vials. The radioactivity of the samples was determined by a liquid scintillation technique. The total or gross photosynthesis was calculated by correction for the rate of dark CO₂ uptake. The samples contained chloroplasts equivalent to 40 µg chlorophyll cm⁻² in both biotypes.

Fluorescence induction measurements

Excised leaves of both resistant and susceptible biotypes were treated with glufosinate at 10⁻³ to 10⁻⁵ M concentration for 24 hours. The effect of atrazine and diuron on the PS-II electron transport chain of resistant and susceptible plants was also determined using excised leaves. Fluorescence induction measurements on excised leaves were carried out after a 30-minute dark adaption (Lehoczki et al., 1984). Blue actinic light of 5 mW/cm² intensity (generated by a 650 W xenon lamp) was transmitted by a Schott BG 12 filter. Fluorescence emitted at 90°C was detected with a photomultiplier through a red SIF 675 interference filter and recorded with a transient recorder. The dwell time between 1024 samplings was 1 ms and 300 ms in the fast and slow fluorescence induction measurements, respectively. In each experiment, 16 independent curves were recorded and averaged automatically.

RESULTS

Field experiments

The results of the field experiments are shown in Table 1. One week after treatment it was found that paraquat at 4 l/ha and 8 l/ha did not damage the C. canadensis. Paraquat at 16 l/ha and 32 l/ha damaged only the margins of younger leaves. The highest dose (64 l/ha) caused only partial damage. However, glufosinate at 4 l/ha killed the paraquat-resistant C. canadensis in 3 days. One month after treatment the high rates of paraquat were similar to the control plots.

TABLE 1

The effect of post-emergence applications of paraquat and glufosinate on paraquat-resistant C. canadensis in vineyards.

Herbicides	Rate l/ha	Weed control (EWRC scale)	
		1 week	1 month
Paraquat	4.0	9	9
	8.0	9	9
	16.0	7	9
	32.0	6	9
	64.0	5	8
Glufosinate	4.0	1	1

CO₂ fixation

The data show considerable differences between the paraquat-resistant and susceptible biotypes. CO₂ fixation in the susceptible biotype was inhibited after 1 hour of treatment with either paraquat or diquat (Table 2). In striking contrast, CO₂ uptake in the resistant plants was slightly decreased after 1 hour, but thereafter was stimulated by paraquat. However, treatment with glufosinate at a range of concentrations resulted in a greater reduction in CO₂ fixation in paraquat-resistant plants than in susceptible ones (Table 3). The decrease in CO₂ fixation was considerable after 12 hours treatment. This correlates well with the findings of Kocher (1983) that CO₂ fixation was strongly inhibited in Sorghum halepense plants after 8 hours treatment with glufosinate. Diquat caused partial inhibition after 4 hours treatment.

TABLE 2

Net CO₂ fixation (nmol CO₂ CM⁻² s⁻¹) of C. canadensis leaves after 1 and 4 hours treatment with paraquat and diquat.

Treatment	Susceptible		Resistant	
	1 h	4 h	1 h	4 h
Control	1.93	1.89	1.90	1.85
Paraquat (10 ⁻⁵ M)	0.60	0.092	1.60	3.45
Diquat (10 ⁻⁵ M)	0.54	0.075	1.70	1.55

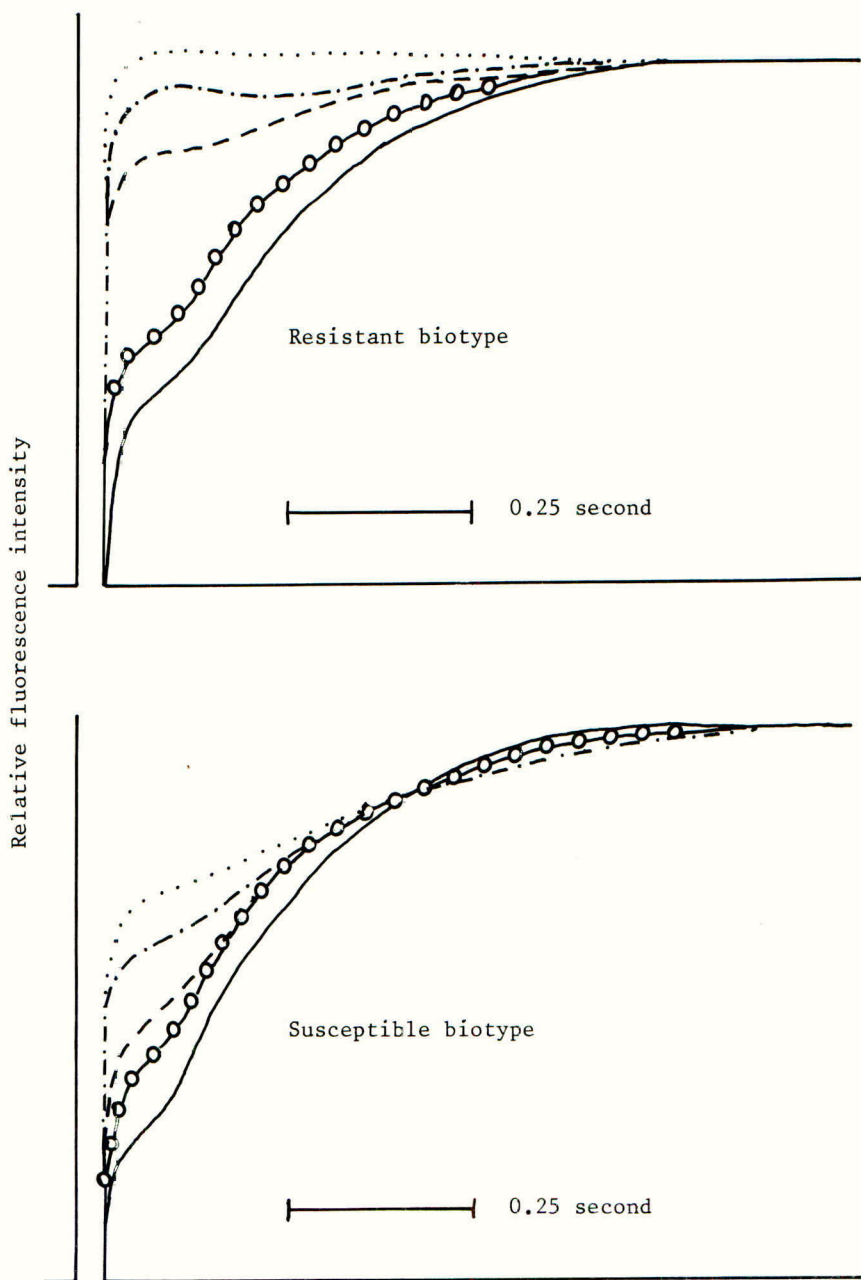


Fig. 1. Fluorescence induction curves of excised leaves of *Conyza canadensis* treated with glufosinate at $10^{-3}M$ (.....), $5 \times 10^{-4}M$ (-.-.-.), $10^{-4}M$ (- - - -), $10^{-5}M$ (-○-○-) and untreated (———).

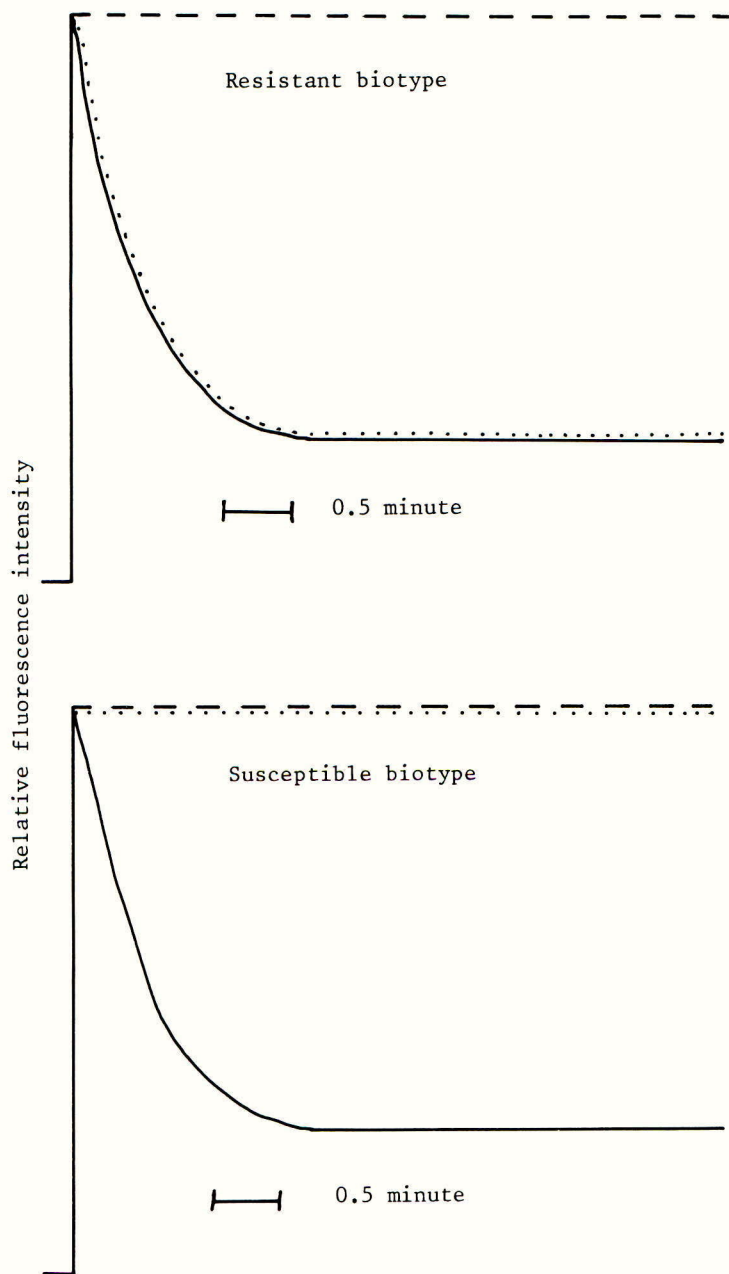


Fig. 2. Slow fluorescence curves for excised leaves of *Conyza canadensis* treated with 10^{-5} M diuron (---), 10^{-4} M atrazine (.....) and untreated (—).

TABLE 3

Net CO₂ fixation (nmol CO₂ cm⁻² s⁻¹) of *C. canadensis* leaves after 12 hours treatment with glufosinate.

Biotype	Herbicide concentration			
	Control	10 ⁻⁵ M	10 ⁻⁴ M	10 ⁻³ M
Susceptible	2.00±0.10	1.10±0.12	0.35±0.07	0.18±0.08
Resistant	1.90±0.15	0.75±0.10	0.24±0.06	0.095±0.05

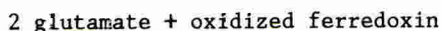
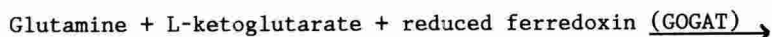
Fluorescence induction of excised leaves

The dose-response curves shown in Figure 1 indicate that *in vivo*, glufosinate directly or indirectly inhibited electron transport. Surprisingly, a higher concentration of glufosinate was required to cause inhibition in the susceptible biotype. We studied electron transport in the presence of atrazine and diuron by measuring the slow fluorescence induction recorded in the time range of 5 minutes (Figure 2). Control and atrazine treated leaves of the resistant biotype exhibited quenching of the fluorescence from the initial P to the terminal T level. After diuron treatment the fluorescence yield was maintained at the P level.

DISCUSSION

The results of CO₂ fixation as a time dependent function of paraquat action in the resistant biotype indicated that paraquat can reach its site of action and then probably stimulate protective processes in the resistant plants. This was also demonstrated by Shaaltiel & Gressel, 1987 and Polos *et al.*, 1987. From the results of the glufosinate experiments, it can be shown that the paraquat-resistant biotype has a reversed resistance to glufosinate.

Glufosinate was more effective as an inhibitor of CO₂ fixation in the resistant biotype than in the susceptible and in field experiments we have found that glufosinate killed paraquat-resistant *C. canadensis* more rapidly than it killed the sensitive biotype. Glufosinate, a partially systemic contact and non-selective herbicide, seems to be suitable for the replacement of paraquat in post-emergence weed control programmes in vineyards. Glufosinate and its ammonium salts are potent inhibitors of glutamine synthetase (GS), but do not affect glutamate synthetase (GOGAT) or glutamate dehydrogenase, nor do they interfere with enzyme reduction (Wild & Manderscheid, 1983). This results in the rapid accumulation of ammonia in the leaf tissue after herbicide application. It is now generally accepted that higher plants effectively re-assimilate ammonia by the GS/GOGAT system (Wallsgrave *et al.*, 1980; Kocher, 1983):-



Ammonia metabolism in leaves is directly coupled to photosynthetic electron flow due to the dependence of leaf nitrite reductase and the leaf GS/GOGAT system on reduced ferredoxin (Kocher, 1983).

Our data support the hypothesis that the paraquat resistance mechanism and reversed resistance to glufosinate are connected. It has been concluded that the elevated level of enzymes of the Halliwell-Asada pathway (Shaaltiel & Gressel, 1986) or oversynthesis of substrates is able to reverse the paraquat-induced inhibition in resistant plants (Polos et al 1987). It is probable that as a protective mechanism against paraquat damage, one of the ferredoxin-dependent (decreasing ferredoxin) oversynthesis pathways may be responsible for the decreased capacity for ammonia detoxification. Therefore glufosinate increases ammonia levels more effectively in paraquat resistant plants. This may be indirect evidence of the "oversynthesis" theory for the paraquat resistance mechanism.

From these results it was concluded that C. canadensis displays a cross-resistance to paraquat and atrazine and the data indicate that resistance can be developed to herbicides with different modes of action. Cross-resistance to paraquat and to triazines could be developed independently, or there may be a close connection between them. We are currently investigating these possibilities.

REFERENCES

- Faulkner, H.S. (1976) A paraquat resistant variety of Lolium perenne under field conditions. Proceedings British Crop Protection Conference - Weeds 2, 485-490.
- Fuerst, E.P.; Nakatani, H.Y.; Dodge, A.D.; Penner, D.; Arntzen, C.J. (1985) Paraquat-resistance in Conyza. Plant Physiology 77, 984 - 989.
- Gressel, J.; Ammon, H.; Fogelfors, H.; Gasquez, J.; Kay, Q.O.N.; Kees, H. (1982) Discovery and distribution of herbicide resistance outside North America. In: Herbicide Resistance in Plants H.M. LeBaron & J. Gressel (Eds.), New York: Wiley, pp. 31-35.
- Harvey, B.M.; Harper D.B. (1982) Tolerance to bipyridinium herbicides. In: Herbicide Resistance in Plants (H.M. LeBaron & J. Gressel (Eds.), New York: Wiley, pp. 79-91.
- Kocher, H. (1983) Influence of the light factor on physiological effects of the herbicide Hoe 39866. Aspects of Applied Biology 4, 227-234.
- Lang, F.; Sarvari, E.; Szigeti Z. (1985) Apparatus and method for rapid determination of photosynthetic CO₂ fixation of leaves. Biochem. Physiol. Pflanzen. 180, 333-336.
- Lehoczki, E.; Laskay, G.; Polos, E.; Mikulas, J. (1984) Resistance to triazine herbicides in horseweed (Conyza canadensis). Weed Science 32, 669-674.
- Polos, E.; Laskay, G., Szigeti, Z.; Pataki, S.; & Lehoczki, E. (1987) Photosynthetic properties and cross-resistance to some urea herbicides of triazine-resistant Conyza canadensis Cronq. (L.). Z. Naturforsch 42, 783-793.
- Shaaltiel, Y.; Gressel, J. (1986) Multienzyme oxygen radical detoxifying system correlated with paraquat resistance in Conyza bonariensis. Pesticide Biochemistry and Physiology 26, 22-28.

- Shaaltiel, Y.; Gressel, J. (1987) Kinetic analysis of resistance to paraquat in Conyza: Evidence for primacy of enzymatic protection by the Halliwell-Asada pathway enzymes. (Submitted for publication).
- Thrower, A.L.; Hallam, N.D.; Thrower, L.B. (1965) Movement of diquat (1,1'-ethylene-2,2'-dipyridilium dibromide) in leguminous plants. Annals of Applied Biology 55, 23.
- Wallsgrave, R.M.; Keys, A.J.; Bird, I.F.; Cornelius, M.J.; Lea, P.J.; Miflin, B.J. (1980) The location of glutamine synthetase in leaf cells and its role in the reassimilation of ammonia released in photorespiration. Journal of Experimental Botany 31, 971-974.
- Warner, R.B.; Mackie, W.B.C. (1982) A barley grass Hordeum leporium ssp. glaucum Stend. population tolerant to paraquat. Australian Weed Research Newsletter 31, 16.
- Watanabe, Y.; Honma, T.; Ito, K.; Miyahara, M. (1982) Paraquat-resistance in Erigeron philadelphicus L. Weed Research (Japan), 27, 49-54.
- Wild, A.; Manderscheid, R. (1983) The effect of phosphinothricin on the assimilation of ammonia in plants. Presentation at the International Workshop "Mode of action of herbicides in photosynthesis." Wageningen, August 1983.
- Youngman, R. J.; Dodge, A.D. (1981) On the mechanism of paraquat resistance in Conyza sp. In: Proceedings 5th International Congress on Photosynthesis, Balaban Int. Sci. Philadelphia G. Akoyunoglou, (Ed.). New York: Wiley, pp. 215-233.

THE SEED BANK DYNAMICS OF TRIAZINE RESISTANT AND SUSCEPTIBLE BIOTYPES OF *SENECIO VULGARIS* - IMPLICATIONS FOR CONTROL STRATEGIES.

D. WATSON, A. M. MORTIMER, P. D. PUTWAIN.

Department of Botany, University of Liverpool, P.O.Box 147, Liverpool L69 3BX U.K.

ABSTRACT

Achene (seed) flux is described in groundsel (*Senecio vulgaris*) populations for triazine-resistant and susceptible biotypes under differing management practices. The respective roles of two achene banks (0 - 2 cm soil depth and > 2cm depth) are examined. It is concluded that achenes of the resistant biotype have greater longevity than the susceptible in the lower bank, whilst in the surface bank biotypes show differential longevity according to management practice.

INTRODUCTION

Groundsel (*Senecio vulgaris*) is a monocarpic composite which has an ephemeral or annual life cycle and functions as an opportunistic species (Harper 1981). Population renewal is achieved by seed germination from a soil reservoir, the production of achenes by surviving adult plants and their return dispersal to the soil. The population dynamics of triazine-susceptible and resistant biotypes of *S. vulgaris* was examined by Putwain *et al.* (1982) and Mortimer (1983). Study of the behaviour of seedling and adult plant populations demonstrated the influence of alternative weed management practices on the phenology and life history of plants. Opportunistic plant species plants have short life expectancy. The long term persistence and abundance of the species in the adult phase is determined by the size of the seed bank. This paper reports an experimental investigation into the flux of triazine-susceptible and resistant achenes of *S. vulgaris* under different management practices. There were three experimental approaches.

1. The incorporation of achenes and their zonation in soil;
2. The survivorship of achenes within the soil profile;
3. The loss of achenes from the soil through seedling establishment.

MATERIALS AND METHODS

Study site

Experiments were conducted in 1984 and 1985 in blackcurrant plantations at the University of Liverpool Botanic Gardens at Ness, Wirral. Three weed management programmes had been applied over the previous seven years. These comprised ; a) spring application of simazine at a rate of 2.5 kg a.i./ ha. ; b) spring simazine (as in a)) together with the use of paraquat in summer as a directed spray ; and c) a soil rotovation in spring which disturbed the soil profile to a depth of 15 cm, but did not invert it, and destroyed existing vegetation.

The incorporation of achenes and their zonation in soil.The immediate fate of dispersed achenes

Achenes of *S. vulgaris* were sown at a rate of 6.10^4 m^{-2} (viability 98%) into spring simazine and rotovation treated areas in summer 1985. This was the same period when achenes were being naturally dispersed from plants in the locality. The fates and depth distribution of achenes were then monitored during the subsequent 38 days. On each occasion that soil cores were taken counts were made of emerging seedlings. Soil cores were sectioned depthwise into 1 cm slices, and spread thinly on sterile peat. Soil was then incubated in a heated glasshouse for 15 weeks during which emerging seedlings were counted, removed and the soil stirred on a weekly basis.

The distribution of achenes overwintering within the soil profile and the influence of soil disturbance on the soil distribution of achenes

In spring 1985, soil cores were taken from all three treatment areas where achene dissemination of both biotypes had occurred during the previous spring and summer 1984. The distribution of achenes was estimated from counts of seedlings from cores as described above. The effects of soil disturbance on the soil profile distribution of achenes were determined as follows. Soil cores were taken from plots sown with *S. vulgaris* at a rate of 6.10^4 m^{-2} before and immediately after rotovation. Achene distribution was again estimated from emerging seedlings in core samples.

The survivorship of achenes within the soil profile.

Samples of 50 achenes of both biotypes were buried in nylon mesh packets (200 μm aperture) at depths of 1 and 7 cm in 1984 in each of the three management regimes: a) spring simazine treatment (2.5 kg a.i./ha); b) soil rotovation to a depth of 15 cm; and c) a control in which neither herbicide application nor soil disturbance occurred and a dense vegetation cover persisted. Packets were retrieved periodically over an 18 month period and their contents examined. The number of seedlings (dead and alive) were recorded and the remaining achenes were placed on moistened germination paper in petri-dishes and incubated at 20°C under a 12h photoperiod. Germination was recorded weekly, and achenes which germinated under these conditions were classified as being in enforced dormancy (Harper, 1957). The viability of achenes which did not germinate after 28 days was tested with 1% tetrazolium chloride solution (Moore, 1962). Achenes displaying stained embryonic tissue were classified as viable and to have been in a state of induced or innate dormancy. During rotovation treatment, packets which were to remain buried longer were temporarily removed, stored and then replaced in darkness using a light-proof box to prevent exposure of seeds to direct light.

The loss of achenes from the soil through seedling establishment.

The emergence of seedlings of both biotypes was monitored in permanent plots located within the three management regimes, over twelve months from March 1984. Emerging seedlings were tagged with fine, coloured wire and their fates followed.

RESULTS AND DISCUSSION

The incorporation of achenes and their zonation in soil.

The immediate fate of dispersed achenes

Achene dispersion down the soil profile occurred immediately on sowing although the majority of achenes remained at or near the surface 1 cm of the profile in both simazine treated and rotovated plots. During the subsequent 5 weeks immediately after dissemination little movement of achenes occurred in simazine treated plots but after 38 days in rotovation treated areas, 24 % were at depths greater than 1 cm.

The fates of sown achenes over the immediate period after dissemination are illustrated in Fig 1. Soil samples removed on the same day as sowing (day 0) in both treatments resulted in a recovery of approximately 50% of achenes sown. This fraction however increased on subsequent sampling dates in simazine treated areas to fall after 40 days. In rotovated areas (Fig 1 b) the majority of achenes were found 5 days after sowing but then declined to 30 % after 25 days. Since 98% of sown achenes were viable, these results suggest that seed dormancy was not fully broken in the sample period. Breaking of innate or induced seed dormancy may have also occurred. The decline in the recovered fraction in rotovated plots may be either due to invertebrate predation and achene decay or to the induction of dormancy in achenes in the field, that was not broken during the period of assessment. Seedling emergence was observed in simazine treated plots by day 5 and resulted in a cumulative total of 43 % of achenes sown within 5 weeks. Little seedling emergence was noted in rotovated areas. Hilton (1983) has suggested that the germination requirements of *S. vulgaris* are not tightly defined and may change with time. In contrast, Popay and Roberts (1970) concluded that a light stimulus was usually required for germination. Watson (1987) found that seedling emergence in the field from depths greater than 2 cm was rare.

The distribution of achenes within the soil profile and the influence of soil disturbance

The distribution of *S. vulgaris* achenes in the profile under all three management regimes seven months after original dissemination was not significantly different from the depth distribution observed immediately post dispersal. At least 90% of achenes were present in the top 2 cm of the soil in all three treatments. Soil rotovation evenly distributed achenes over the 0 - 2 cm layer which were initially in the top 1 cm of the profile. A small fraction was also distributed deeper within the profile to a depth of 5 cm. (Fig. 2) The differences in the proportion of seeds in the 0 - 2 cm and 2 - 5 cm layers before and after rotovation was statistically significant ($P \leq 0.001$ and $P \leq 0.01$ respectively).

The survivorship of achenes within the soil profile.

The decline in numbers of viable achenes buried at both 1 and 7cm was found to be exponential when graphically examined as arithmetic plots. Therefore survivorship was measured as half lives (Table 1), calculated by linear regression of logarithmically transformed numbers of viable achenes against time.

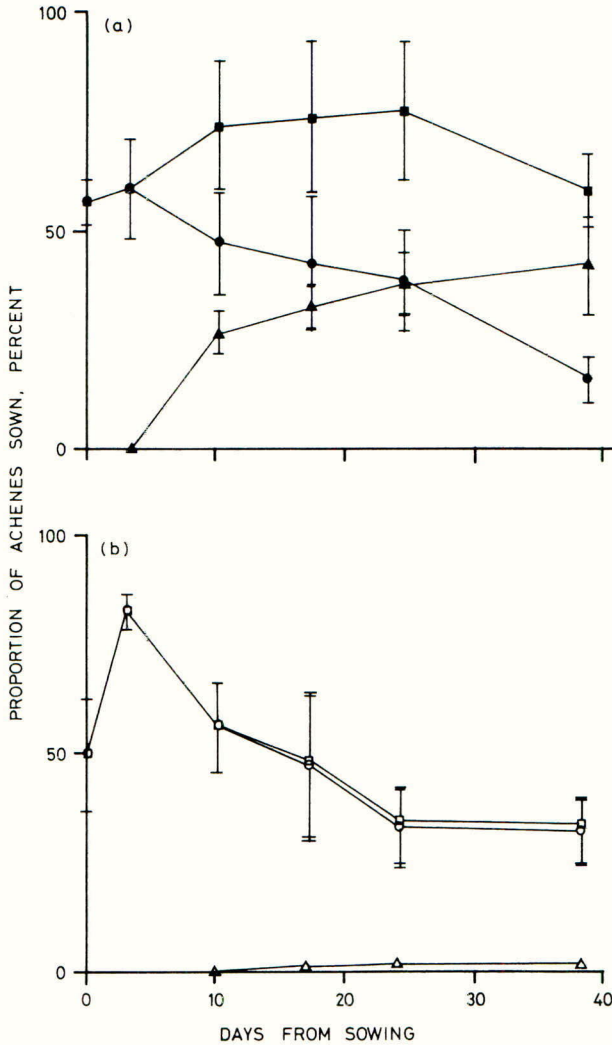


Fig. 1 The fates of achenes of *Senecio vulgaris* during a 38 day period immediately after sowing into (a) simazine treated areas, and b) rotovated areas. Squares - the proportion of achenes accounted for; circles - the proportion of sown achenes remaining in the achene bank; triangles - the cumulative proportion of achenes emerging. Confidence estimates are 2 s.e.'s.

TABLE 1

The survivorship of buried achene populations of *Senecio vulgaris* in a blackcurrant plantation under differing management regimes (see text for details). Data are mean rates of decline expressed as a half life in days for simazine resistant and susceptible biotypes and in parentheses are the % loss per annum.

Management regime	Depth of achene burial (cm)			
	1		7	
	Resistant	Susceptible	Resistant	Susceptible
Soil rotovation	329 (53.7)	454 (42.7)	884 (24.9)	696 (30.5)
Spring simazine	245 (64.4)	273 (60.4)	986 (22.6)	527 (38.2)
Control	501 (39.6)	433 (44.2)	1633 (14.4)	1189 (19.2)

With burial at 7 cm depth, there was a significantly ($P \leq 0.01$) lowered death risk to achenes. Fewer resistant biotype achenes died in all three treatments, at this depth, than those of the susceptible biotype ($P \leq 0.05$). There was a significantly ($P \leq 0.05$) higher mortality of the resistant biotype when achene burial occurred at 1 cm in rotovated plots. In the undisturbed control plots at both depths, the death risk was least and at 1 cm was similar for both biotypes. Rotovation disturbance probably encouraged germination but since the emergence of seedlings of the resistant biotype was less successful from depths of 1.0 cm and 2.0 cm, this might explain the higher mortality of the resistant achenes under rotovation.

In situ death together with germination were found to be approximately equal as causes of loss of viable achenes. Of achenes buried and later retrieved, only 0.01% were classified as being in a state of innate or induced dormancy.

Seedling establishment

Germination and emergence of seedlings represent a loss of achenes from the soil. Two distinct flushes of seedling emergence were observed, a 'spring' flush with peak emergence in April and May and an 'autumn' flush with peak emergence in August and September as described previously (Putwain *et al.*, 1982). The two biotypes did not differ in the timing of seedling emergence but significantly more seedlings ($P \leq 0.01$) of the resistant biotype emerged during the spring flush in comparison to the susceptible in both of the simazine treated areas. There was a significant ($P \leq 0.01$) interaction between biotype and management regime. Emergence of the susceptible biotype was similar in the three management regimes whilst significantly less resistant biotypes emerged in the rotovated treatment. Susceptible plants produced on average 59.5 achenes in rotovated plots and failed to set seed under simazine. The resistant biotype was substantially more fecund in

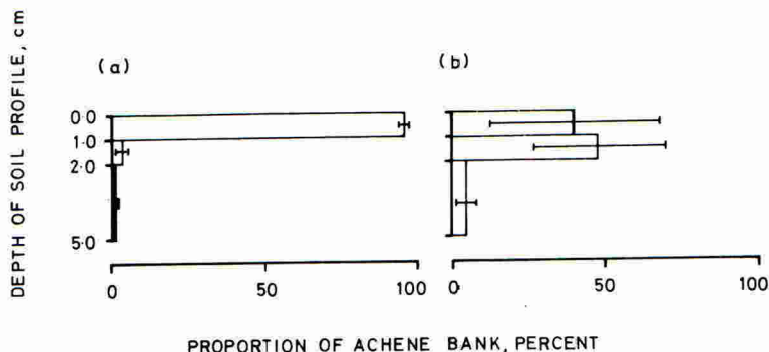


Fig. 2. The effect of rotoation on the depth distribution of achenes of *Senecio vulgaris* a) before and b) after rotoation. Confidence limits are 2 s.e.'s.

simazine treated plots than in rotoated ones, producing on average 39.1 achenes per plant in simazine treated plots compared with 5.7 in the rotoation plots. The probability of a seedling surviving to flower is given in Table 2. As expected the probability of survival of the susceptible biotype in simazine treated plots was very low (0.03). Survivorship of the susceptible biotype in the rotoation plots was considerably greater (0.3) than survival of the resistant biotype (0.12).

CONCLUSIONS

The retention of a bank of propagules within the soil is a requisite for the persistence of *S. vulgaris* in perturbed habitats such as orchards and tree nurseries. In such habitats where resistance to triazine herbicides has evolved, a knowledge of the persistence and flux of resistant achenes is crucial in determining management strategies. Achenes suffered different fates according to depth of burial. The results suggest that achenes in soil effectively comprise two banks with different effects on species maintenance. The probability of seedling emergence in the field from > 2 cm depth is very low (Watson, 1987) and depletion of the achene bank below this depth is continual (14-38% per annum, Table 1), it is the flux of achenes in the surface seed bank (0-2 cm) that is of prime importance to the annual renewal of adult plant populations. Components of this flux during a calendar year are given in Table 2. The analysis suggests that the differences between the biotypes in this bank that are of overriding importance are a) the probability of seedlings surviving to produce achenes and b) the fecundity of those plants. There were substantial net gains to the achene bank by the resistant biotype in simazine treated plots and by the susceptible in rotoated ones. Conversely susceptible biotypes under simazine treatment would eventually become extinct as would the resistant biotype under rotoation but at a slower rate.

Achene burial lower in the profile (7 cm) gave rise to a reservoir from which seedling recruitment was rare but in which the rate of loss of achenes was lowered. Furthermore burial at a depth of 7 cm resulted in a reduced rate of achene loss of the resistant biotype (Table 1).

TABLE 2

Flux of achenes in the surface seed bank of *S. vulgaris* under two management regimes .

Biotype	Proportion of achenes remaining dormant.	Probability of seedling surviving to flower.	Achenes produced per adult plant.	Achene return per achenes lost.	Proportion of achenes lost.
<u>Simazine treated plots</u>					
Resistant	0.36	0.24	39.1	9.4	0.64
Susceptible	0.40	0.03	0.0	0.0	0.60
<u>Rotovated plots</u>					
Resistant	0.46	0.12	5.7	0.68	0.54
Susceptible	0.57	0.30	59.5	17.85	0.43

The overriding implications of these findings are that weed management practices that place achenes at depth will result in a depletion of the susceptible biotype at a faster rate than the resistant.

This will only be of practical significance if inversion or mixing of a soil profile by ploughing or deep rotovation places resistant achenes at or close to the soil surface. Use of a triazine herbicide would then lead to a rapid increase in the population of resistant biotypes. Otherwise a superior strategy would be to leave soils undisturbed and if necessary use residual herbicides unrelated to the triazines. In the surface seed bank however, it is the fate of adult plants that determine the relative success of the two biotypes. The rate of movement of achenes between the two zones and particularly the upward return to the surface bank was not covered in detail in this work. However the minor alteration in depth distribution between the zones as shown earlier suggests that upward achene movement under shallow rotovation was slight. Complete profile inversion (as with ploughing) would be required for recruitment of seedlings from achenes residing at depth with the consequent potential for reactivating a resistant population.

ACKNOWLEDGEMENTS

This research was carried out during a post-graduate research studentship to D.W. funded by the Natural Environment Research Council.

REFERENCES

- Harper, J.L. (1957). The ecological significance of dormancy and its significance for weed control. Proc. 4th International Congress of Crop Protection (Hamburg) 415 -420.
- Harper, J.L. (1981). Population biology of plants. Academic Press London. pp 892.
- Hilton, J.R. (1983). The influence of light on the germination of *Senecio vulgaris* L. New Phytologist 94 29 -37.
- Moore, R.D. (1962) . Tetrazolium as a universally accepted quality test of viable seed. Proceedings International Seed Testing Association, 27 795 - 805.
- Mortimer, A.M. (1983). On weed demography. In Recent advances in weed research. Fletcher W.W. (Ed) Commonwealth Agricultural Bureaux, Farnham Surrey pp 3 - 41.
- Popay, A.I. & Roberts, E.H. (1970) Factors involved in the dormancy and germination of *Capsella bursa-pastoris* and *Senecio vulgaris*. Journal of Ecology 58, 103 - 122.
- Putwain, P.D.; Scott, K.R.; Holliday, R.J. (1982) The nature of resistance to triazine herbicides : case histories of phenology and population studies. In Herbicide Resistance in plants. Eds Lebaron, H.M. and Gressel, J. Wiley pp 99 - 116.
- Watson, D. (1987) Aspects of the population ecology of Senecio vulgaris L. Ph.D. thesis. University of Liverpool pp 152.

THE RESPONSE OF SIMAZINE-RESISTANT AND SUSCEPTIBLE BIOTYPES OF CHAMOMILLA SUAVEOLENS, EPILOBIUM CILIATUM AND SENECIO VULGARIS TO OTHER HERBICIDES

D.V. CLAY

Department of Agricultural Sciences, University of Bristol,
Institute of Arable Crops Research, Long Ashton Research Station,
Long Ashton, Bristol, BS18 9AF

ABSTRACT

A simazine-resistant biotype of Chamomilla suaveolens discovered at Luddington, Warwickshire was shown in pot experiments to tolerate a pre-emergence dose of simazine 1000 times that lethal to a susceptible biotype. Resistant and susceptible biotypes were found in close proximity at this site, the resistant types occurring only on land with a history of regular simazine treatment. Compared with the susceptible biotype the simazine resistant type was also somewhat more resistant to metribuzin and lenacil but not to diuron, diphenamid, napropamide and pendimethalin. The same pattern and extent of resistance to simazine, metribuzin and lenacil was shown by biotypes of Senecio vulgaris. The simazine-resistant biotype of Epilobium ciliatum was appreciably more susceptible to post-emergence applications of oxyfluorfen, paraquat and pyridate compared with the simazine-susceptible biotype.

INTRODUCTION

Simazine-resistant biotypes of weed species previously controlled by simazine have become a serious problem in fruit and ornamental crops and on non-cropped areas in England. Resistant S.vulgaris, (groundsel), Poa annua (annual meadowgrass) and E.ciliatum (American willowherb) were reported in 1982 (Putwain 1982, Bailey et al. 1982) and Erigeron canadensis (Canadian fleabane) by Clay (1987). Other species are reported to have resistant biotypes but no experimental evidence is available.

On experimental plots at Luddington Experimental Horticulture Station, Warwickshire, C.suaveolens (pineapple weed) was found to tolerate pre-emergence applications of simazine at 4 kg/ha in spring 1983 (Clay, unpublished data). The response of this biotype in pot experiments to higher doses of simazine and to other pre-emergence herbicides is described in this paper along with the simazine susceptibility of biotypes from adjacent areas. The response of simazine-resistant and susceptible biotypes of E.ciliatum and S.vulgaris to a range of herbicides was also tested in pot experiments. A biotype of E.ciliatum on experimental plots at East Malling Research Station, Kent was found in 1983 to be tolerant to repeated paraquat applications at recommended doses but was not present on plots treated with low doses of simazine (Clay, unpublished data). The effect of paraquat and other post-emergence herbicides was tested on this and a simazine-resistant biotype in pot experiments.

MATERIALS AND METHODS

The experiments were carried out in glasshouses at the Weed Research Organization, Begbroke Hill, Oxford (WRO) in 1984/5 and at Long Ashton Research Station (LARS) in 1985/6. Simazine-resistant (R) and susceptible (S) biotypes were obtained from the following locations:-

C.suaveolens, R : Luddington EHS, Warwicks, (fruit plantation)
 S : Germoe, Cornwall (waste ground), WRO, Oxford (arable field)
E.ciliatum R : WRO Oxford, (ex fruit farm, Wokingham, Berks).
 S : East Malling R.S., Kent (fruit plantation)
S.vulgaris R : WRO, Oxford (fruit plantation). S:Headington, Oxford (garden)

Generally seed was taken from plants growing at the original location, sown and grown on in pots in the glasshouse and the seed collected from these plants used for subsequent experiments. Where a series of experiments was done on one species, seed stock was replenished from further glasshouse-grown plants. For Experiment 3, single plants were obtained from sites at Luddington EHS which had been treated with simazine for >10 years or had no previous treatment. These plants were grown-on in the glasshouse and seed harvested and used for the experiment. For pre-emergence experiments, 7.5 cm diam. pots, were filled with sandy loam (WRO) or sandy clay loam soil (LARS) and sown, covered with a 2 mm layer of coarse sand and watered overhead to uniformly moisten the soil. For post-emergence herbicide experiments, seed was sown in a peat/sand compost in seed trays and single plants transferred to 9 cm diam. pots of soil at the seedling stage. Supplementary lighting was given from October to March.

Herbicides were applied with a laboratory track sprayer at 210kPa pressure, pre-emergence treatments 1 day after sowing and post-emergence to established plants. For Experiment 7, a pressurized knapsack sprayer was used. Herbicide doses and formulations are shown in Tables 1-7, all doses referring to kg a.i./ha. Experimental details were:-

	Location	Spray date	Replication	Seeds/pot	Spray vol.rate(l/ha)
Expt 1	WRO	22 May 84	6	40	390
" 2	LAR	26 June 86	6	100	490
" 3	WRO	24 Oct. 85	4	40	390
" 4	LARS	8 Aug. 86	4	20	390
" 5	WRO	18 Feb. 85	6	40	390
" 6	WRO	19 Mar. 85	4	1 plant	240
" 7	LARS	15 Nov. 85	4	1 plant	300

There were two or three untreated control treatments in each experiment. After spraying pre-emergence experiments, the pots were set out in foil dishes in randomised blocks, watered initially with a fine rose overhead and subsequently from below. Post-emergence experiment pots were watered on the soil only or placed on capillary matting.

Plant response was assessed by measurements of shoot fresh weight and plant numbers/pot. For *E.ciliatum* post-emergence experiments maximum shoot height was recorded and plant vigour on a 0-9 scale where 0=plant dead, 5=50% growth inhibition, 9=plant healthy.